

# *World Rose News*

The Newsletter of the  
**WORLD FEDERATION OF ROSE SOCIETIES**

SEPTEMBER 2020 / Volume 31 / Number 3

*Care for Yourself  
as You Care  
for Your Roses*



Digital Cover: JP Mattia  
Rose: Gardening Joy

## EDITOR'S MESSAGE

The coronavirus continues to disrupt our lives and the lives of our family and friends. Our cover this issue by John Mattia reflects our feelings.

In this issue we feature more "Secret Gardens" from all over the world, a history of the Breeders' Club, a homage to a great lady on what would have been her 100th birthday, and a welcome a new member of the Breeders' Club.

The Rose Trial results from Baden-Baden, Germany, did not make it in time for the June issue of WRN, but is included in this edition. We also are featuring information on important rose trials that are not under the purview of WFRS, but are something our readers should know and enjoy reading about.

Enjoy!

Steve Jones, Fiddletown, CA, United States



'Cardinal de Richelieu' (HGal, <1847)

*Note: All photos and articles, unless otherwise noted, are by the Editor*

### DISCLAIMER

The opinions printed in the *World Rose News* are not necessarily those of the World Federation of Rose Societies or the Editor.

Visit our website at [www.worldrose.org](http://www.worldrose.org)

## Table of Contents

Cover Page ( <i>Composite Designed by John Mattia</i> ) .....	1
Editor's Message .....	2
Table of Contents .....	2
President's Message .....	3
Executive Director's Message .....	4
Rose News .....	5
WFRS Publications For Sale .....	6
Special Rose Trials in Europe .....	7
2020 WFRS International Rose Trials: Baden-Baden ....	9
On June 28, 1920 .....	14
Secret Garden: Rossmore, Australia .....	26
Secret Garden: The Land of 1000 Roses, US .....	29
Secret Garden: My Three Rose Gardens, Argentina ...	35
New Breeders' Club Member .....	41
Breeders' Club .....	43
2022 World Rose Convention Update .....	46
WFRS Office Bearers .....	47
WFRS Standing Committee Chairmen .....	48
WFRS Member Countries .....	48
WFRS Associate Members .....	49
WFRS Breeders' Club Members .....	50
WFRS Calendar of Events .....	51
Friends of the Federation .....	51
And Finally .....	52

Do you receive our sister publication  
by any other name?

This publication is from the WFRS Conservation & Heritage Rose Committee and covers species, old garden, and historical roses and the efforts to collect and save them.

Copies can be downloaded from the WFRS website:

[www.worldrose.org](http://www.worldrose.org)



## PRESIDENT'S MESSAGE



2018-2022

September 2020



Photo: Henrienne de Briey

Henrienne de Briey  
WFRS President

Dear Rose Friends

In March 2020, the entire world was in lockdown due to Covid 19 and we had to change our way of life. We are certainly not out of the woods yet...

In these special circumstances I have a special thanks for our rose breeders.

It was not an easy time. Most of them had to close shop and cancel plant fairs, but fortunately the internet was at least a good way to continue to sell roses. For those who were able to maintain their employees, they could perform more hybridization and improve roses. Maybe it was a way to take advantage of the situation.

On the other hand, rose lovers who are lucky enough to have a garden or even a terrace have obviously spent more time caring for their plants and roses, a good way to keep a positive mood and energy. Some of us wanted to change our gardens and a lot of questions were asked of the breeders about creating the beauty of the rose and its maintenance.

This gave our breeders an extra amount of work to give their customers specific advice. In this context I have special thoughts for our Belgian well-known breeder Lens Roses. In 2020, they celebrated 150 years in business! And it was, of course, a fantastic occasion for the WFRS 15<sup>th</sup> Heritage Rose Conference in Brussels to give Ann & Rudy Velle a special tribute for this anniversary. Unfortunately this was not possible due to the cancelation of the event because of the pandemic, but in the name of WFRS and its roses lovers from all around the world I wish Lens Roses a happy birthday and plenty of success for their new decade.

I also wish that all the breeders to take advantage of the current situation to encourage the world to give more attention to nature and to the Rose.

Take care and best wishes for the last quarter of the year.

## EXECUTIVE DIRECTOR'S MESSAGE



Derek Lawrence

My greatest passion in life is roses. Their exquisite beauty, heavenly fragrance and infinite charms will remain a constant joy for the rest of my life. Like many other rosarians, once I had begun to cultivate them, I decided to explore other avenues. Initially I gleaned knowledge from the world of literature. I enjoyed books written by eminent rose growers and delved into old editions of the *Rose Annual*.

With the advent of eBay, I soon discovered that there was a treasure trove of rose-related collectables available to fire my passion further. During the latter part of the 20<sup>th</sup> Century, Boehm Pottery produced a series of eight charming ornamental plates to celebrate roses which have been bestowed the prestigious Royal National Rose Society Award. From the most famous Hybrid Tea 'Peace', to 'Iceberg' to the delectable 'Silver Jubilee', all of these beauties have been skilfully captured by artists on porcelain. I also came across another series of six plates from Franklin Mint which commemorated the RNRS and depicted superb arrangements of rose blooms in their various categories. I simply wanted these tiny masterpieces to grace my residence, and as a consequence, the postal service was kept on their toes making frequent deliveries to my home!

I thought my collection of rose themed memorabilia was complete. However, a few weeks ago, whilst I was browsing through the latest eBay offers, I discovered a solid silver Tudor Rose commemorative dish, minted in Oxford in 1976, which marked the centenary of the RNRS. As you might imagine, I simply couldn't resist the temptation to purchase.

In my experience, once you have developed a love for the rose, it will take you to unexpected areas to ignite your passion further. The rose is a most influential being!



From left: RNRS silver dish, Franklin Mint rose plates, Boehm Pottery plates

## ROSE NEWS

Errata: In our last issue it was reported on Page 8 of the results flyer that the Golden Rose of Kortijke was 'PITthemin' which was in error. The photo on Page 5 and in the article by Marga Verwer correctly identified the Golden Rose as 'Nervia' (VISMofau).

*From Hayden Foulds, New Zealand:*

The 2020 NZ National Spring Show and celebration of 50 years of International Rose Trials has been postponed to 2021. The new dates are November 26th - 28th in Palmerston North and we are hoping we can run things pretty much as we planned this year.

Times are tough here and although the health situation is great, the economic situation is not flash. We will still be able to present the winners from Trial 50 later this year and will have a local rose show in Palmerston North.

*From Rosa Fernández Fontanet, Madrid, Spain*

I am writing to you on behalf of Mr. Santiago Soria Carreras, President of the Permanent Commission and Assistant Director-General for Parks and Nurseries of the Madrid City Council.

Once again since last April, I am writing to inform you that due to the global situation generated by the Coronavirus, the celebration of the Villa de Madrid International New Roses Contest is unfeasible as on previous occasions.

At present it is not possible to organize an event with a large number of visitors and therefore in this 64th Edition of our rose contest the assessment of the rose bushes will be carried out by the Permanent Commission of the Expert Jury of the Rose Contest, complying with all security measures to prevent this pandemic.

Next, Friday, 2 October, the members of our Permanent Commission will be summoned on the occasion of the evaluation of rose bushes of the 2020 CONTEST.

The AUTUMN MEETING will also be held to assess the rose bushes of the 2021 CONTEST.

We will keep you informed of the results of the evaluation of the 2020 contest rose bushes.

We greatly appreciate your interest and look forward to your participation in 2021. *(Garden below.)*



*From our Executive Director.*

Dear Derek,

It was an immense pleasure to meet you whilst in Copenhagen at the 2018 World Rose Convention, and today I like to write you because of the book "Historical Roses", reviewed by Charles Quest-Ritson in the latest edition of BAON.

This book was written by Eilike Vemmer, the most eminent rose expert in Germany together with Hella Brumme, the former director of the Rosarium Sangerhausen with an enormous knowledge about roses.

The foundation "Europa-ROSARIUM SANGERHAUSEN" is the formal publisher of this book with all costs and expenditures.

The authors do it without payment of fee and the revenue from this book will be used for the maintenance of the rose collection in Sangerhausen.

The English Edition of this book may be ordered over the internet: <https://historical-roses-book.com>

It would be most kind of you, to give this information to the Rosarians of the WFRS.

I wish you all the best, health and pleasure with roses in autumn.


In the Rose garden in Sangerhausen and in our garden near Sangerhausen too, the roses now are blooming fantastically because of the warm weather over the last few weeks.

Kind regards from Germany,

Dr. Hans Schreiber

Chairman of the Foundation

Europa-Rosarium-Sangerhausen






## WFRS Publications for Sale

### WFRS 50 GOLDEN YEARS

Editor: Jolene Adams



Sumptuous hardback volume fully illustrated in color commemorates the Golden Jubilee of the WFRS celebrated in Copenhagen July 2018.

The 180 pages describes the Federation's fascinating history from its founding in London on 4th July 1968 to the present. The book explores the triumphs and achievements of an organization whose charitable aim is to promote the sheer beauty and allurements of the rose around the world. The book chronicles past Conventions, International Trials, Gardens of Excellence, and much more. A must for any rose enthusiast.

#### COSTS:

£20.00 (twenty pounds sterling) plus, postage and packing charges: UK £4.00; Europe £15.00 (By Air); Rest of World £22.00 (By Air).

We are unable to process payments by credit or bankers' cards.

#### CONTACTS:

info@worldrose.org  
or  
dereklawrence@talktalk.net

### INTERNATIONAL PRINCIPLES OF EXHIBITING & JUDGING ROSES

Editor: Luis T. Desamero



Now Available on Amazon.com!

Educational Monograph; Hardbound, 160 pages  
5.5 x 8.5 inches; ISBN 9 781527 230293.

#### MAIN EDUCATIONAL FEATURES

- Evolution of Roses
- Classification of Roses
- Growth Characteristics of Roses
- Judging One Bloom per Stem Entries
- Judging One Inflorescence per Stem
- Challenge Classes & Collections
- Bowls of Roses
- Baskets of Roses
- Boxes & Palettes
- Roses in Picture Frames
- Roses Floating in a Bowl
- Roses Grown in Containers
- Cycle of Bloom
- Matched Pairs of Roses
- International Rose Judges

#### PUBLICATION PRICE

USA Delivery \$25.00 incl. postage  
International \$38.00 incl. Airmail

Send checks payable to Beverly Hills Rose Society  
3053 Laurel Canyon Boulevard  
Studio City, California 91604

#### CONTACT:

BeverlyHillsRose@aol.com

## SPECIAL ROSE TRIALS IN EUROPE

By Marga Vermer, Chairman of the WFRS International Rose Trials

In this article I want to inform you about four special rose trials in Europe.

The 'Grand Prix de la Rose' is organized by the rose section of the National Horticultural Society of France (SNHF), an Associate Member of the WFRS. They started in 2009 with the official aim to inform the amateur gardeners in France about roses with the potential to offer good results, being healthy with respecting the environment all over France. Since the beginning 410 different varieties have been tested from 33 breeders, 16 of them from abroad (European and American). The roses are planted at 7 locations in France to cover the 7 different climate zones. The entered roses are not allowed to have been on the market for over 5 years. Spraying with pesticides is not allowed. The plants are judged for 2 years, climbers and shrubs 3 years, 4 times a year, both by experts and amateurs. As everywhere the judging concerns the quality of the plant, flower(ing), health, perfume, and as it is in France: charm. But if a variety isn't a perfect state of health, it has no chance of being appreciated.



Left: Grand Prix judging, Right: 2020 Grand Prix winner 'Landlust' by Kordes

The results are published on the website of the SNHF, with complete information about the breeder, details of the plant and even the perfume, along with good pictures. And a beautiful magazine is made as well. Such positive activities all for the sake of the rose didn't go unnoticed, which resulted in invitations for judging at the WFRS trials in Baden-Baden, Barcelona and Le Roeulx.

In the fifties of last century Wilhelm Kordes of Germany founded the ADR = Allgemeine Deutsche Rosenneuheitenprüfung (the Performance Test of New Rose Varieties in Germany). The members of the working group, which is coordinated by the Federal Plant Variety Office, are representatives of the Federation of German Nurseries, rose breeders, and independent experts.



ADR test garden, Übersicht, Netherlands

At 11 locations all over Germany a maximum of 50 different rose varieties are planted each year, not only from German breeders but also from other European countries. Spraying with pesticides is not allowed.

At all locations, independent experts evaluate the different criteria up to six times a year. Over three years, the roses are judged on their value as new varieties for the garden by the flower, form, richness of flowering, perfume, winter hardiness and the most important criterium: disease resistance. Only the varieties that surpass a certain number of points for the general criteria and their resistance level are qualified to be added to the ADR list, or with other words to obtain the ADR quality label.

The list changes every year, roses are added, and roses which have lost their quality or are no longer available on the market are taken out. Since the beginning over 1500 varieties have been judged. At the moment the list consists of about 160 varieties. All information is given on the website, <http://adr-rose.de/>, with details of the roses, the breeder and good pictures. The ADR trials have resulted in stimulating the breeders to focus not only on beauty, but first of all quality and health, and therefore brought better roses to the market to serve the client and the environment as well.



From my own country, the Netherlands, comes the Excellence Roses quality mark, founded in 2013, with the aim to make the image of garden roses better, especially concerning its health, maintenance friendly, and multifunctional appliance. This trial is organized together with Belgium. The roses are planted at four locations, all Rosaria, three of them in the Netherlands, well spread over the country, and one in Belgium. Here again spraying with pesticides isn't allowed. Excellence Roses is an activity of the Culture Group for Roses and Rootstocks, under the secretariat Anthos.

The judging, under the auspices of the KVBC (Royal Society for Boskoop Cultures) is done by independent experts of the Rosaria Trial Committees, plus per committee one or two judges from the Dutch Rose Society. The judging criteria concern health, vitality, flower (form, colour and perfume), flowering and self-cleaning.

A rose will need to have earned a certain number of points averaged over three years of judging to obtain the 'Excellence Roses' quality label.

At one of the Rosaria, the Rozenhof in Lottum, Netherlands, which is close to the German border, one can find all actual varieties of ADR and Excellence Roses planted together.

The United Kingdom has its own version with 'Rose of the Year' (ROTY). This dates from 1982. These trials are organized by The British Association of Rose Breeders (BARB), founded in 1973 with the aim to encourage, improve and extend the introduction and growing of new rose varieties.



**Judging Excellence Roses, Netherlands**



**Left: Dickson test garden, Right: 2020 Rose of the Year winner 'Sweet Honey' by Kordes**

Breeders who are members of the BARB are invited to send in their best rose. Other breeders, who have a representative as a member of BARB, and have a good rose are allowed to send in as well. For the rose of their choice they must think 6 years ahead. The total of rose varieties sent in varies between 15 and 25 each year. They are planted all over the country and in Northern-Ireland, and judged for a period of 2 years by independent amateurs and professionals. After 2 years one rose, the best, is selected. When the rose is subsequently sold all the breeders involved in the selection share in the profit. This ensures that the best rose will be chosen. The selected rose will become 'Rose of the Year', but only after four years. This allows the winning breeder to get enough starter budwood ready for the rose growers in the UK. These rose growers must take care to have the requested quantities ready at the moment of release.

The 'Rose of the Year' will be made public at the RHS Hampton Court Palace Garden Festival. And at that moment a large number of rose plants are ready for sale, necessary, as for 'Rose of the Year' a complete publicity campaign is organized all over the country and by various media (including social media).

With thanks for the photos and information received by: Janic Gourlet (SNHF), Dr. Daniela Christ (Bundessortenamt), Hester van Gent (Anthos), Ian Kennedy (BARB) and rose friends Kitty Karis, Thomas Proll and David Kenny.



68. INTERNATIONALER  
ROSENNEUHEITEN-  
WETTBEWERB 2020



*Baden-Baden*

## EHRENPREISE

## 68. INTERNATIONALER ROSENNEUHEITEN- WETTBEWERB 2020

### GOLDENE ROSE VON BADEN-BADEN



EHRENPREIS  
GOLDENE ROSE  
VON BADEN-BADEN

Nr. 124 *Perennial Red Domino* / CL  
Rosen Tantau / D



EHRENPREIS DES  
CASINOS  
BADEN-BADEN

Nr. 49 *delrosdentel* / TH  
Georges Delbard / F



EHRENPREIS DER  
GESELLSCHAFT  
DEUTSCHER  
ROSENFREUNDE

Nr. 124 *Perennial Red Domino* / CL  
Rosen Tantau / D



EHRENPREIS FÜR DIE  
BESTE DUFTROSE

Nr. 49 *delrosdentel* / TH  
Georges Delbard / F



EHRENPREIS DER  
STADT ZWEIBRÜCKEN

Nr. 86 *MR-801* / FL  
Meilland International / F



EHRENPREIS DES  
MINISTERIUMS FÜR  
LÄNDLICHEN RAUM UND  
VERBRAUCHERSCHUTZ

Nr. 63 *Un grand Salut* / FL  
Martin Vissers / B



EHRENPREIS DES  
GROSSHERZOGTUMS  
LUXEMBURG

Nr. 100 *VEL17mpada* / Str.  
Lens / B



## MEDAILLEN

## 68. INTERNATIONALER ROSENNEUHEITEN- WETTBEWERB 2020

### EDELROSEN



#### GOLDMEDAILLE

Nr. 19 **Saloon**  
Noack / D  
70 Punkte



#### SILBERMEDAILLE

Nr. 49 **delrosdentel**  
Georges Delbard / F  
66 Punkte



#### BRONZEMEDAILLE

Nr. 8 **Amorosa**  
W. Kordes Söhne / D  
62 Punkte

### FLORIBUNDARROSEN



#### GOLDMEDAILLE

Nr. 45 **Xenia**  
W. Kordes Söhne / D  
70 Punkte



#### SILBERMEDAILLE

Nr. 44 **SEE YOU in pink**  
W. Kordes Söhne / D  
67 Punkte



#### SILBERMEDAILLE

Nr. 63 **Un grand Salut**  
Martin Vissers / B  
67 Punkte

### FLORIBUNDARROSEN



#### BRONZEMEDAILLE

Nr. 68 **VEL18fecab**  
Lens / B  
66 Punkte

## MEDAILLEN

## 68. INTERNATIONALER ROSENNEUHEITEN- WETTBEWERB 2020

### MINIROSEN



#### SILBERMEDAILLE

Nr. 88 **Corazon**  
W. Kordes Söhne / D  
68 Punkte



#### SILBERMEDAILLE

Nr. 89 **Sternenhimmel**  
W. Kordes Söhne / D  
68 Punkte



#### BRONZEMEDAILLE

Nr. 90 **Spanish Caravan**  
Rojewski / PL  
62 Punkte

### KLETTERROSEN



#### GOLDMEDAILLE

Nr. 124 **Perennial Red Domino**  
Rosen Tantau / D  
72 Punkte



#### BRONZEMEDAILLE

Nr. 94 **Iwona**  
Rojewski / PL  
64 Punkte

### BODENDECKER- UND KLEINSTRAUCHROSEN

### STRAUCHROSEN



#### SILBERMEDAILLE

Nr. 100 **VEL17mpada**  
Lens / B  
67 Punkte



#### BRONZEMEDAILLE

Nr. 112 **Evesorja**  
André Eve / F  
61 Punkte



Stadt Baden-Baden

Fachgebiet Park und Garten, Winterhalterstraße 6, 76530 Baden-Baden

Tel. +49(0)7221-931201, E-Mail: [garten@baden-baden.de](mailto:garten@baden-baden.de)



## ON JUNE 28, 1920, A FAIRY-MAGICIAN OF ROSES WAS BORN...

By Dr Gérald Meylan, Switzerland, Past President WFRS

*(All photos courtesy of the author)*

One hundred years ago, Marie-Louise (known as Louisette) Paolino, was born in Antibes, French Riviera, France.

From an early age, Louisette, Manou to her family and friends, inherited from her father Francesco Giacomo Paolino her love for roses and the four main assets linked to hybridization, namely the sense of observation, creative imagination, spirit of synthesis and manual skills.

At 10 years old, Manou already had her little patch of hybridization (her great-grandchildren Orson, 11 years old and Aaron, 9 years old, sons of Matthias and Asrini also have their patch and for sure the succession is assured!). At the age of 15, she noted her crossings very carefully in a small notebook.

On January 14, 1939, Manou linked her destiny to that of Francis Meilland, an avant-garde rose grower with a scientific and entrepreneurial spirit. From this wonderful union were born Alain and Michèle.



**Left: Louisette Meilland, Right: Francis and Louisette Meilland**

Manou devoted herself mainly to hybridization and the selection of new roses as well as administrative tasks. Following the unfortunate untimely death of Francis in 1958, Manou, with the unconditional support of Alain and the entire House of Meilland, pursued relentlessly her fantastic work of obtaining and highlighting the most beautiful roses, either for gardens or the cut flower production.

Manou went to join her husband Francis in the most beautiful heavenly garden on March 7, 1987. Her contribution to the development of the modern rose is more than remarkable.

More than 120 varieties belonging to the hybrid teas, shrubs and climbers categories have been awarded prizes in the many different international new rose competitions and have been released on the market.



All these varieties have been duly indexed and amongst them, we can particularly retain the following three varieties obtained by Manou before her marriage:



**'Provence' 1935 cross, registered in 1945**



**'Paulette' 1936 cross, registered in 1946**



**'Monique' 1937 cross, registered in 1947**

Amongst the varieties obtained by Manou and registered under the name of Marie-Louise Meilland, many, such as the following, have contributed to the development of a new use of roses in either small or large gardens.



Left: 'Maria Callas®' (MEldaud), 1956 cross, registered in 1965 (In the US, 'Miss All American Beauty™' registered in 1967), AARS winner 1968,  
Right: 'Baronne Edmond De Rothschild®', (MElgriso), 1959 cross, registered 1969



Left: 'Charles De Gaulle®' (MEllanein), 1966 cross, registered 1976,  
Right: 'La Sevillana®' (MElgekanu), the first MEIDILAND® shrub cross from 1969, registered in 1978





Left: 'Manou Meilland'® (MEltulimon) 1969 cross, registered in 1979, Right: 'Princesse De Monaco'® (MEImagarmic) 1971 cross, registered in 1982



Left: 'Orange Meilandina'® (MEIjikatar), first of MEILLANDINA®/SUNBLAZE® series, 1974 cross, registered in 1982,  
Right: 'Yves Piaget'® (MEIvildo), 1975 cross, registered in 1985





**'Bonica®' (MEldomonac), 1975 cross, registered in 1985, AARS 1987 winner, inducted into the WFRS Hall of Fame in 2003**



**'Pierre De Ronsard®' aka Eden Rose® and Eden Climber™ (MElviolin) 1976 cross, registered in 1985,  
inducted into the WFRS Hall of Fame in 2006**



It is by leafing through the many catalogues of The House of Meilland that one realizes the exceptional work undertaken by Manou. The four main assets of the breeder mentioned above are fully revealed, particularly the sense of observation and creative imagination.

New rose bushes have regularly emerged, which blossom in both small private gardens as well as in large rose gardens, on balconies and terraces and on the side of motorways.

Manou was physically a small woman but, in terms of the work undertaken, she was a very great lady, with a communicative smile, who in all simplicity and with a great deal of modesty contributed to the fantastic development of the modern rose. The two varieties which received the WFRS Hall of Fame award are a brilliant demonstration of this.

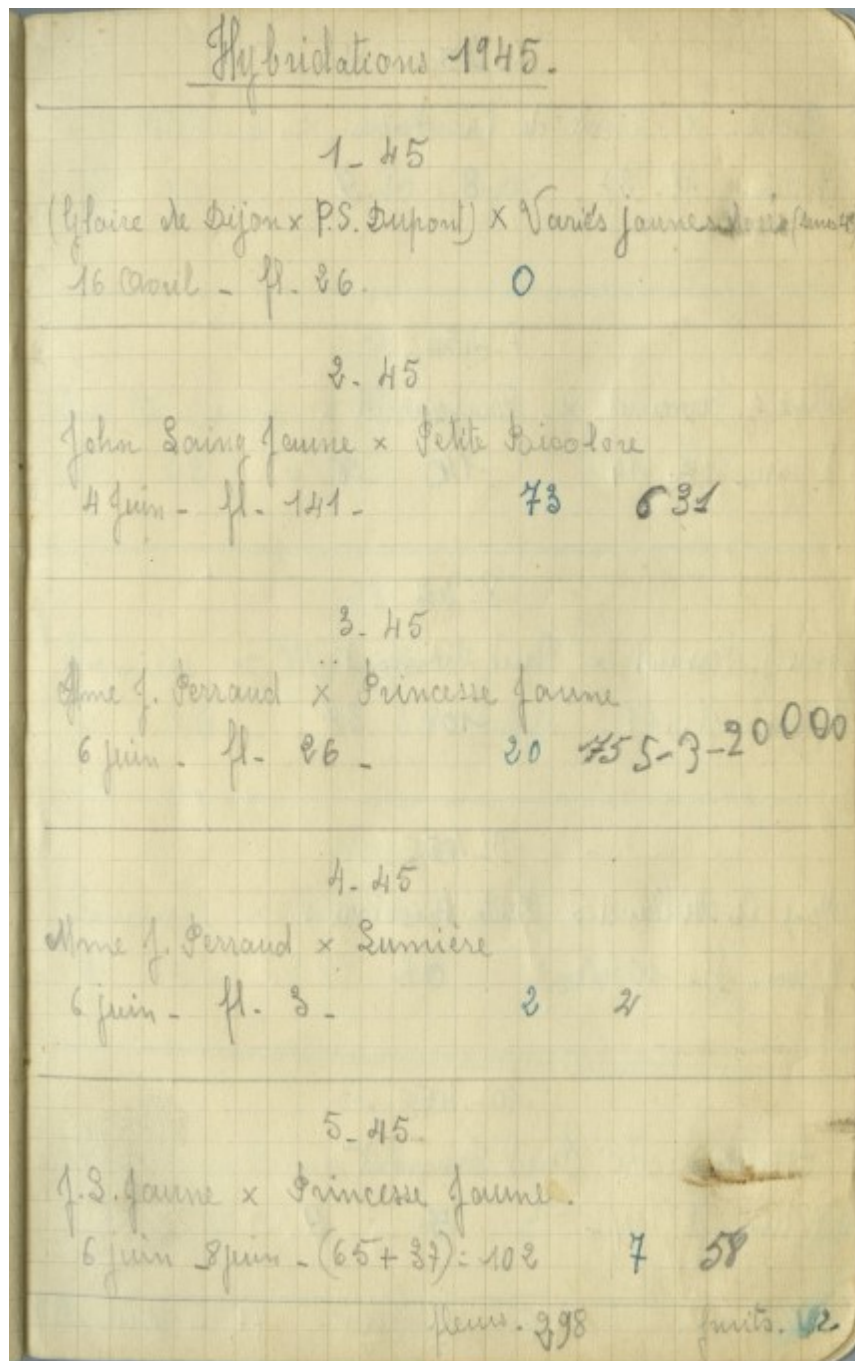
Manou rubbed shoulders with not only the most humble but also the most important people in this world, whilst preserving humility and wisdom, which characterize those who work the land. However, her greatest pleasure has always been to be amongst her roses and surrounded by her children and grandchildren.

A true fairy-magician of roses!

Some scenes from the public life of Manou:



**Back row from left: Marie-Elisabeth & Francesco Giacomo Paolino, Manou & Francis Meilland, Antoine (Papa) Meilland and his mother Grand Mère Jenny (front seated) in the Meilland Rose garden in Tassin (Lyon 1938)**



First page of 1945 hybridizing notebook of Manou Meilland





From left: Francis, Manou and Papa Meilland with Vittorio Barni & Wilhelm II Kordes in the fields in Lyon in 1947



From left: In Antibes (1959) Manou and Alain Meilland selecting seedlings of crossings in 1957



Manou, Antoine and Alain receiving the *Prestige de France* from French President Vincent Auriol under the friendly eye of Harry Wheatcroft (Antibes 1962)



Manou (r) and Sydney Hutton (l), President of Conard-Pyle, presenting 'Christian Dior®' (MEllie), AARS 1962 winner, at the Red Rose Rent Day on September 6, 1961 in Pennsylvania, US





Manou (l) presenting the rose 'Baronne Edmond De Rothschild®' (MElgriso) to Madame la Baronne Edmond de Rothschild (r) on June 23, 1967 at the Château de Pregny (Geneva)



Manou (front) with Salvador Dali (r) and his muse Amanda Lear (l) for the Congres of Interflora on the French Riviera. Launching of the cut flower variety 'Interflora', (MElretni) on May 8, 1969



Manou receiving the National Order of Merit from Prefect Pierre Lambertin, Senator Joseph Raybaud, Mayor Pierre Merli under the watchful eye of her granddaughter Sonia Meilland (Antibes, France, 1975)



Left: Manou during a party organized in Cap d'Antibes in the company of Lily de Gerlache de Gomery, Founding President of the WFRS (May 7, 1976),  
 Right: In Le Luc en Provence, Manou (r) presenting the future 'Princesse De Monaco' (MEImagarmic) to the Princess Grace of Monaco (m) and the Members of the Monaco Garden Club (1981)





In the field in Le Lucien Provence, Sonia (l), Matthias (2nd left) and Manou Meilland (r) selecting the rose 'Louis De Funes®' (MEIrestif) to the actor Louis de Funes (c) (1981)



"I had the privilege and pleasure of meeting Louise Meilland for the first time in 1967 during the 20th International New Rose Competition in Geneva. The day of this 20th edition continued at the Château de Pregny with the naming of the 'Baronne Edmond de Rothschild®' rose. On this occasion, during the reception, Manou very kindly and with great consideration explained to the very young member of the permanent jury that I was, the details which can contribute to obtaining a new rose. It was after this first encounter with her that my passion for roses took off and never slowed down. Immeasurable happiness!"

Dr Gérald Meylan, August 2020

## SECRET GARDENS

ROSES AT ROSSMORE, NSW, AUSTRALIA – Graham and Janet Wright

Rossmore is a semi-rural district on the outskirts of Sydney. Over 40 years ago when we moved here it was popular with young families seeking the space which a 2ha block provided. The challenge to convert bush and grazing land was enjoyed. We are about an hour from the centre of Sydney and part of the developing South West Growth Centre. Nearby, the Badgerys Creek International Airport is under construction. We are now part of the fastest growing Local Government Area in Australia.

Roses had been a part of our lives from an early age. Rose gardens were established or renovated at the schools at which we taught. Whilst we were staying at Graham's parents property when our house was being built at Rossmore we took cuttings. Amongst the roses which we produced were 'Duet', 'Baronne E. de Rothschild', 'Columbus Queen', 'Royal Highness' and 'Shell Queen'. We started with a core of quality reliable cultivars.

The purpose in those earlier times was to provide enough blooms for us to enjoy and to give to others. In the latter years of our teaching and after Graham retired from cricket, we joined the Rose Society of NSW. This was educational, and we made the first tentative steps to exhibiting. Little did we know that shows and administration would become such a big part of our lives.



**Left: Eucalypts in front of paddock, Right: Miniatures - in foreground, 'Delicious' bred by Eric Welsh**

We were encouraged by our experiences and expanded our garden to include many new and favoured cultivars. Although the soil was heavy clay we worked hard to improve it with mulching. We found a source for duck manure and applied copious amounts. This built the beds up and provided nutrients.

In addition we applied chemical fertilisers but ultimately that probably affected the balance of the soil. We were also using chemicals to control fungal diseases and insects. By the turn of this century we moved to an organic approach. Neutrog Biological Fertilisers produce a range which has greatly benefited the garden, not just the roses. Similarly we have used organic sprays which have been effective for the plants and safer for the user.

We have had to adjust to changes during our years here. Trees which had little impact are now providing serious competition to the roses. Some beds have been dismantled and new areas opened up. Some of the older roses have lost vigour but overall longevity has been good.

Our latter years at Rossmore have seen an increase in drought and extreme heat. We have marvelled at the resistance of roses in the Northern Hemisphere in countering freezing conditions and we have to deal with the opposite. It is difficult to provide artificial protection but having a dam in addition to town water has made it possible to water well.

We have enjoyed growing a wide variety of rose types. Our interest in Miniatures was kindled after meeting the great Frank Benardella on a couple of occasions, and we were inspired to grow a number of his creations. 'Figurine', 'Benardella's Ruby', and 'Radiant' are amongst our favourites. The Minis in a bowl or a bunch make a great gift and shine on the show bench.



Whenever we have met the wonderful hybridisers we have found them to be unpretentious, generous people. From earliest times until now they have kept looking for new frontiers, and avid rosarians have reaped the rewards of their work.



**Left: 'Governor Macquarie' bred by Trevor Grant, Right: 'Joyce Abounding' Miniflora bred by Dr Bruce Chapman**

Unfortunately it has become necessary for governments to impose strict quarantine restrictions, and there have been many roses which we have admired overseas which cannot be seen in Australia. In a way that has been beneficial for local hybridisers and they have been keen to fill the void. Amongst the roses displayed in this article we have examples from some Australian breeders.

As well as our roses we have a shade house where we grow gloxinias and streptocarpus. We were fortunate to be mentored by the late Charles Lawn, an internationally renowned Gesneriad hybridiser. It is a privilege to try to follow on with his breeding program.



**Left: Gloxinias, Right: Streptocarpus**

For good measure we also have poultry (chickens). Just as the roses have international backgrounds we have Rhode Island Red Bantams (USA), Rosecomb Bantams (UK) and Australorps (Australia). The bedding from their sheds goes on the roses.

We don't feel that we could class our garden as a classic rose garden. However, we can say that down through the years it has produced thousands of blooms which have given us and others much pleasure.

Rose Societies have stood the test of time and continue to set an example in the horticulture world. We have treasured our experiences in the Rose Society.

*(All photos courtesy of the authors)*





Left: Our garden, Right: Australorp pullet



Left: 'Graham Thomas', Right: 'Dr Bruce Chapman' floribunda on the show bench



## THE LAND OF A THOUSAND ROSES

By Bill Kozemchak, Pennsylvania, United States

We started our garden in 1989, the year after we bought our house. The first thing we did was to cut down two 35-foot pine trees on the corners of the house. There was also a long hedge of forsythia, weed trees, vines and other assorted plants along the back fence, about 8 foot wide. This was next to go. We planted some annuals, bulbs, and about ten roses in a 4' x 8' bed edged with 6" x 6" timbers. My father always had half a dozen bushes for my mother to cut roses from, so I wanted to do the same for Kathy. Wanting the roses to get off to a good start I put lots of fertilizer in the planting holes and gave them lots of water. At first, they grew well, then after a few weeks the roses turned brown, then black and died. Wanting to know what went wrong I bought a rose book, *Roses: How to Select Grow and Enjoy* by Richard Ray & Michael MacCaskey from HP Books. I found out that I shouldn't have put all that fertilizer in with new bare root roses. I also bought the Ortho book, *All About Roses*. These books had many beautiful pictures of different varieties that I wanted to grow, so the search was on. Next year the number had increased to around 20, and they were growing very well. The 4 x 8' bed had expanded to about 20' deep, and across most of the back of the house. Each year more were added until we had close to 100 bushes and roses were making their way to the sides and front of the house. The HP book had information on the American Rose Society so we joined the ARS in 1996.



Kozemchak Garden front (l) and side (r)

The following year we were going to Baltimore for the weekend and we saw there was a rose show at a mall outside of the city, and we decided to stop and see what a show looked like. Kathy said your roses look better than these, you should try entering a show and see how you do. The following week we went to see the [Philadelphia Rose Society](#) rose show. I met Ed MacFarland at the information booth outside the show, and we talked for probably more than an hour. Kathy walked around the Morris Arboretum Garden and when she came back, we were still talking. She asked what we talked about for so long, since I didn't know Ed. I told her roses, cars, sports, Vietnam (Ed was a veteran) and who knows what else. We made a connection and he signed us up as members of the Philadelphia Rose Society. It is important to make a personal connection when you get prospective members at one of your society events, it helps make them want to come back and join.

The next year, after attending some meetings and receiving the newsletter and the ARS magazine, I felt comfortable bringing roses to enter the Philly rose show. I cut roses on Saturday and got up Sunday morning to cut some more. I strolled in a little after 9 am with probably 40 or so roses. Bob Ballantine met me and asked if I was new, and if I knew what to do. I said I had an idea, but had never done this before. He grabbed supplies and helped me enter my roses. He said pick your best one to enter for the novice class. I said I'm not sure which one that would be, so he picked out a 'Summer Dream' hybrid tea and said this looks good. He showed me tips on how to prep it and make it a better specimen. When entries closed at 10:15, we had gotten a lot of the entries in, but Bob said, you really need to get here earlier next year if you're going to enter a lot of roses. I returned after getting lunch to see how I did, and saw I got lots of ribbons on my entries. I was excited, but didn't see my Novice entry. Knowing the head table was in the back room, I thought I must have won Novice and it was back there. When I got to the best Novice card, my name was there with a pair of *Corona* pruners, but no rose. As I wondered what happened to my rose, I looked around the head table and saw it also won King of Show! I was so excited, but Kathy was home with our sons and this was before cell phones, so I looked for a familiar face and found Ed. As I told him, he introduced me to Dave & Betty Sandel, who were past and present presidents of our society. Ed said they also lived in Levittown, about 10 minutes away from me. Dave said that's quite an accomplishment, I've been doing this for 25 years and never had one on the court of honor. I was hooked! The following week we went to the West Jersey Society's show and won Queen and Princess of Show, Best English Box, a challenge class and many blue ribbons. Then we were really hooked. After that the garden seemed to grow by 50- 100 roses each year. Many of the additions came from other members gardens who could no longer maintain a garden, were moving to a retirement home, or who had passed away and wanted their roses to go to other members who would care for them. These are some of the favorite roses in our garden, they have a sentimental value, and remind us of rose friends.

In the beginning, the garden was mostly hybrid teas and some floribundas. A collection of miniatures from Spring Hill was the next



type to be added. As we started exhibiting regularly, I wanted to be able to compete in other classes, so climbers, and then shrubs and classic shrubs were added. As the miniflora class started to expand, they were added along with better exhibition miniatures. The next group to be added were the OGRs, and then finally the polyanthas. We had grown 'The Fairy' early on, but that was our only polyantha. Currently we have about a thousand roses on a quarter of an acre (100' x 110') suburban lot. According to my inventory, we have 198 HTs, 42 GRs, 161 floribundas, 60 climbers, 132 shrubs, 36 classic shrubs, 36 OGRs, 17 polyanthas, 196 miniatures, 13 climbing miniatures, and 100 minifloras. Each year we probably add 25 or so new roses to replace ones lost to winter kill or very poorly performing ones. Sometimes if there are not enough spots for new ones, some are dug and potted, or bare rooted, and taken to local society meetings to be adopted by other members.



Left: Archway with 'Jasmina', Right: Patio garden from driveway view

Over the years, the remaining trees have been removed, making most of the garden, a full sun garden. Some had gotten too large, a couple started to die off, and another, a maple, would send out surface roots, 40- 50 foot away from the trunk, into the surrounding rose beds. These would form mats of roots that sucked up the nutrients and moisture from the soil, making many roses along the edges of the beds decline in health and vigor. These roots would stretch 20 foot or more from the canopy of the tree. After taking down this tree and removing the roots from the beds, most of the roses responded remarkably well. While they were dormant, I dug the ones on the edge of the bed out, removed the roots and amended and tilled the soil before replacing the roses. Some that were really suffering went to the rose rehab to try to recover, and some better varieties replaced them.



Left: Front gateway with 'Morning Magic' on right, 'Jeanne laJoie' center, Right: Hybrid tea bed

The front garden was designed to feature pastels and whites to complement the light blue color of our house. Pinks, whites, lavenders, light yellows and apricots, some blends and stripes filled the front beds. A couple years after planting it, our youngest son Michael, who was probably 7 or 8 at the time, told me he knew what was wrong with the front garden. When I asked what, he said there's no bright reds, yellows or oranges in it. I told him it was planned that way, he just looked confused, and said, I still think it needs more color! Years later there have been some other colors added, but the color scheme is basically the same. I have tried to add more fragrant varieties close to the front door and walk from the driveway to it. 'Pope John Paul II', 'Double Delight',



'Beverly', 'Frederick Mistral', 'Peter Mayle', 'The McCartney Rose', 'Savannah', 'Sugar Moon', 'Belle Story', 'Jude the Obscure', 'Baronne Prevost', 'Yolande de Aragon' and 'Rose de Rescht', provide wonderful fragrance as someone walks up to the front door.

A small bed at the sidewalk with about 30 roses was added later, when the Norway Maple started dying and was removed. This bed was designed to show different colors and flower forms for the people walking by. This is the closest bed to passersby, so I wanted a nice variety. Some healthy easy-care varieties were also selected for this bed.

There was an oval bed out at the corner where the sidewalks meet, that originally had five cedar trees. When they were removed, it became the 'Knockout' bed, for lots of color from mid-May until November. Each side mirrors the other with two each of 'Knockout', 'Pink Knockout', 'Blushing Knockout', 'Double Knockout', 'Pink Double Knockout', 'Whiteout', 'Watercolors', 'Homerun', and 'Pretty Lady'. Lots of color and healthy foliage are the features of this bed. There is also an arbor with a very large 'Rosanna', a 'Honeymoon', 'Candyland' and 'Dinky'. Daffodils, tulips, daylilies, allium, light blue Dutch iris and coneflowers also add color during the year.

The street side of the house was designed to be rainbow like, starting with mauves, then pinks, apricots, yellows, oranges, reds, then more yellows and reds. These are mostly floribundas and shrubs to give lots of color. This bed also features a huge 'Laguna' climbing rose in the center of the house that stretches about 12 foot both directions and upward. When it blooms, it's covered with big sprays of fragrant deep pink blooms.

Along the back fence on the street side, is a large bed of shrubs. The majority of our David Austins are in this bed, although there are some spread around in other beds. There was a weeping Snow Fountain cherry tree near the sidewalk, but it had declined the last two years and I removed it last year. Kathy was not happy, she loved when it bloomed in the spring. On the back side of this bed, different varieties of daylilies and daffodils are planted on the edge, all along the length.

Passing through an arbor with 'Quicksilver' and 'Crested Moss' on the street side, and 'P.S. I Love You' and 'Roberta Bondar' on the other side, you step into the back yard, and the original rose bed. This bed is mainly hybrid teas, with one end containing about a dozen floribundas. Across from this bed is a partial raised bed. The yard dropped down a few feet, so a raised bed was built on the back side to level it out. This bed has hybrid teas in the center and is edged with miniatures and minifloras on both sides. As you pass these beds, there are some narrow beds behind our shed that hold miniatures and minifloras. There is also a trellis with 'Highwire Flyer' and 'Morning Magic'.

Our shed has shelves with three levels, built on the sunny side and also the back which gets morning and early afternoon sun. These shelves hold new roses in pots until they find a home in the ground and also roses that aren't doing well and have been potted up to get daily watering and hopefully return to being a healthy plant. Occasionally roses get divided when they get large and the pieces that don't go back in the ground, get potted and find themselves on the shelves until they get a garden spot, or get adopted by another rose lover. The north side of the shed gets only morning sun, so it's a good place to start cuttings, and there are a pair of shelves that are filled with some rooting right now.



Left: Old garden rose bed, Right: Yellow, orange and red bed

On the other side of the shed are two beds that contain mostly miniatures and minifloras. The first one is the big sand boxes the kids used to play in when they were younger, and the shed sits where they used to have a large jungle gym. At the back of the first bed is a small deck area with a small table and chairs and lattice on top of supports for shade. The bed is also edged with supports for climbing roses. 'Open Arms', 'Ann's Rose', 'Irene Marie', 'Ruby Pendant', 'Cupid's Kiss', 'Bajazzo' and 'Moonlight' grow up on these supports. Along the back fence on the other side of the small deck are rugosas, *r. rugosa*, *r. rugosa alba*, two 'Scarobosa', and 'Topaz Jewel'. The next bed is mostly exhibition miniature and minifloras, with the exception of a few hybrid bracteatas by Ralph Moore and a large 'Fourth of July' at the end of the bed.

The last bed in the back yard is along the fence. This bed used to be the vegetable garden years ago after we moved into the house. For years this garden was tilled and lots of leaves added to the soil every year. This made some beautiful soil, so when roses weren't doing well, they got moved to the end of this bed. Each year the vegetable area shrunk and the "rose rehab" grew. As I love roses, and not so much vegetables, roses eventually took over the whole bed. When the roses either recover, or get healthy again, they are moved to a permanent home elsewhere in the garden, or go to a new home of other rose society members, either at a meeting or a garden visit. If they continue to decline, they are removed and disposed of. Along the length of the fence, climbing roses are planted, both rehabbing and permanent. Some of the rehabbing ones may find homes in our garden, others may be adopted out.

On the opposite side of our house is a small square bed with miniature and miniflora exhibition roses, which sits between the rose rehab and our back patio. There is also a bed with some of our favorite and fragrant hybrid teas, so they are close to the patio, and we see them all the time when we go through to the front yard. The next bed before the front yard, is one made up of mostly red, orange and yellow roses. 'Florentina' is planted as a pillar rose along the fence, and 'Golden Gate' and 'Tangerine Skies' were planted on an arbor in the middle of the bed. There are some others mixed in, but the majority follow this theme. Along the side of the house, two 'Zephirine Drouhin' roses are trained along a wooden framework attached to the house. Since this is the north side of the house, it gets only morning sun, maybe four hours or more, two 'Knockout' and two 'Pink Knockout' were planted to replace hosta and astilbe planted there. They do fairly well there despite not a lot of sun, staying smaller and producing about a third of the blooms, that our full sun 'Knockout's do. This is way more color than the prior plants did, over a much longer time period.



Left: 'Jeanne LaJoie', Right: 'Claire Matin'

Leaving the back yard through an arbor covered with 'Lavender Lassie', the "driveway" bed, provides lots of color with no specific theme, and randomly planted colors. Along the outside edge is a row of mostly miniature and *Drift* roses, with the latter, planted close to the front sidewalk for a nice colorful display. The next row is a combination of floribunda and medium size shrubs. The next row is a combination of hybrid tea, grandiflora and taller shrubs. Two arbors are in the center of this bed, one featuring a huge 'Jasmina' and a 'Compassion' on the other end. The other one has 'Fourth of July' with a red stripeless sport of 'Fourth of July' I found, on the opposite side. The end of the bed along the sidewalk has a large 'Homerun' and 'Pink Homerun' to provide lots of color for passersby. The opposite side of this bed has some shrubs close to the sidewalk, and the other 80% is our Old Garden Roses. About half of these are once bloomers, so a lot of this side is mostly green after the big June bloom.

Having such a large garden requires lots of work at certain times of the year. Pruning time in the spring was always very busy, and the yard waste collections don't usually start until around April 15<sup>th</sup>. I used to cut back some of the roses to waist, or chest high, in the late fall and all of the small twiggy growth was also removed. I would also cut back the laterals on the climber to about 10". This got rid of some of the yard waste and helped to prevent the tall roses, and long climber laterals from rocking with the cold winter winds, and breaking or loosening the soil around the bud unions. In the spring, when trimming the laterals to about 4", I noticed I was cutting off green canes on almost all the climbers, so the next year, I thought let me cut them back to 4" in the late fall/ early winter and see what happens. The next year just about every lateral was still green and ready to go for the spring, so I didn't have to bother recutting them, saving me work at a busy time. The following year I tried this with some of the hardier shrubs



and my 'Knockout's. I found the same results the next spring, except for an occasional dead cane here and there, they were ready for spring with no more pruning. While this does save work for me in the spring, the climbers and shrubs I do in the fall, tend to bloom a little earlier than normal, throwing their timing off for the spring rose shows. Fortunately, I have so many bushes I still have plenty to show.

After pruning is done in the spring, I will fertilize and mulch. My usual spring fertilization is a handful of Epsom salts, a handful of alfalfa meal, a cup of *Rosetone* organic fertilizer, and some years, a cup of granular 19-19-19 fertilizer. The miniatures and minifloras get half of that, and very large shrubs and climbers will get about 1 ½ times that. This year I used composted chicken manure instead of the granular fertilizer and roses seemed to respond well. After deadheading in late June or early July, they



Left: 'Knock-Out' series bed, Right: Side of house with 'Laguna'

usually get a second feeding, about half of the spring amounts. After I fertilize, I put down a pre-emergent like *Preen*, *Snapshot* or corn gluten. They all seem to work similarly. A two-inch layer of mulch is applied over the fertilizer and pre-emergent. I do not remove any of the old mulch, it breaks down over time. I have been using the dyed brown mulch, because that's what is easily available to me, so I used extra fertilizer, as this type of mulch will deplete some nitrogen from the soil as it breaks down.

Another busy time is deadheading the big spring bloom in late June/ early July. This year Kathy and I had a helper, my nine-year-old granddaughter Keira decided she likes deadheading. She would grab her gloves, pruners and bucket and head out to the garden, sometimes by herself. She said the garden looks so much nicer after she's done. We agree wholeheartedly!

I don't do a lot of watering with such a large garden. Usually we get enough rain to keep the garden healthy, but when we don't, most of the beds have soaker hoses to save time watering. If it's real dry, they may get the soaker hose, then a top watering to moisten the top of the soil also. If the spider mites show up the end of June the bushes will get the water wand three times, three days apart. This usually takes care of them, but 1,000 bushes take a little while to spray down well.

Sometimes the garden will get a treat and receive a liquid fertilization if it needs a boost or before a big garden tour or fall rose shows. This could be *Miracle Grow* or *Peters* liquid fertilizer, fish emulsion, or a combination of both, depending on what I find in clearance aisle or win in a rose raffle. A little Epsom salts may also find its way into the hose end sprayer.

Our garden is located in Levittown, PA, about 15 miles northeast of Philadelphia. For years we were considered USDA zone 6b, but when they updated their map 5- 10 years ago, we were changed to zone 7a. While much of our area used to be farmland, when Levittown was built, much of the topsoil was moved off the properties. Our yard has a couple inches of topsoil and lots of yellow clay below that. When I first started growing roses, I would dig a nice big hole and put some amended soil in it. When a rose didn't do well, I'd dig it up and the roots had not grown into the surrounding soil, they basically stayed in a big clay pot. After I started exhibiting roses, I dug up some of the older beds and rototilled and amended the whole bed. This allowed the roots to spread out more, and the roses responded very well. I learned later that tilling in 2 – 3" of sand into the clay beds, along with other amendments, really made the soil loose, and helped it stay that way. Before that it seemed like over time the amendments would disappear and the soil would be mostly clay again. When I do a new bed, I add the sand, peat moss, compost or mushroom compost when I can get it, gypsum, and if it's autumn, and I have leaves, I shred them up and add them also. The soil in our area is slightly acidic and with using fertilizer, occasionally the garden also gets some limestone to bring the ph. back where it should be.

'Double Delight' is our favorite rose, and there are eight of them spread around the garden. There are also eight 'Gemini', another one we love. It seems like I add another 'Pope John Paul II' each year, we're up to six now. Some other favorites include 'Altissimo', 'Belle Story', 'Bouquet Parfait', 'Cancan', 'Conundrum', 'Della Balfour', 'Floranne', 'Florentina', 'Flowergirl', 'Fourth of July', 'Green Ice', 'Jasmina', 'Mariotta', 'Memphis Music', 'Morning Magic', 'Paul Ecke Jr.', 'Playboy', 'Rose de Rescht', 'Roter Korsar' (Red Corsair), 'Showstopper' and 'Sweet Vivien'.

Another use of our garden, besides exhibiting, is for rose photography. I started entering rose society photo contests about 2005, and in 2007, I entered the ARS national digital photo contest. I won the Novice Garden class and placed in some others, moving me to the regular classes in 2008. With some help and mentoring from Tom Mayhew, had won five classes by 2010, so I moved to the Master class in 2011 to compete with Tom and the other top ARS photographers. Kathy started entering the ARS contest in 2010 and won a few Novice classes, moving her to the regular classes the next year. By 2017, she had won five classes and she moved to the Masters class also. Our granddaughter Keira loved to take our cell phones out to the garden to take photos of the roses, so she entered some photos in the Youth class (14 and under) in 2017, after we got her an ARS youth membership. She got the Best Youth Spray the first year, and has done very well since then. We also enter local and district photo contests, so having a large rose garden, provides lots of opportunities and roses to shoot during the year. Many of our rose friends have taken the opportunities of our open gardens to take photos of our garden and the roses to enter in contests. It is really fun to see our garden and rose win when someone else enters them.

We love to open our garden to visitors. People have asked why we are so free opening our rose garden. There are a few answers, the first one is because it's so much fun. We enjoy seeing old rose friends and meeting new rose, gardening and neighborhood friends. We have had rose societies, garden clubs, senior citizen groups and people who have seen the garden in local newspapers and have asked to visit. People also drive or walk by and if they're interested, I invite them to come walk around the garden or come back another time with family or friends. It is amazing walking around with guests and see jaws drop and the look of wonder in people's eyes as they wander around our ¼ acre lot filled with 1,000 plus roses and 700 plus, varieties. We have had the garden open every May or June, while in full bloom, in recent years along with Tom & Rosemarie Mayhew's Garden (approximately 800 roses). We live about 20 minutes apart, so people who travel any distance get to see two large rose gardens on one trip. We also put out drinks and snacks so people can sit and relax and talk roses while they're there.

Another reason is to educate, one of the American Rose Society's goal. Those that visit learn how many different types, forms and colors of roses there are. Many cultural questions get tossed our way during these visits and whatever we can't answer gets passed on to another visiting rosarian. Our gardens are like a living catalogue for our guests, who can see how different varieties grow in our area. We also tell people that they are free to visit the garden anytime they are in the area or they have visitors that they would like to see the garden. The garden does not have to be perfect for others to enjoy the beauty of it.

Our garden was on the tour when the 2002 ARS Fall Nationals were hosted in Philadelphia, and also in 2014 when the West Jersey Rose Society hosted the ARS National Miniature Conference in NJ. The garden has also been on several district convention garden tours. Longwood Gardens had our garden as part of their rose garden tour one year. One of the visitors from the national tour commented, your garden is so different, it's not just rows of roses, each area is separated by arbors and climbers, almost like different rooms in a house. The climbers not only separate areas, but also add vertical interest within an area, so things aren't just in a flat plane.

We have also had our township's Senior Citizen group visit the garden, and we were part of the local garden club's garden tour one year. People who are not just rose growers are amazed at the number of flower forms and colors that roses come in. One year the Philadelphia Inquirer featured a story on our garden, and I put my contact information in it. I had some people contact me for information and some to see if they could visit, which of course, I said yes. One couple really loved the garden and were so thankful for us sharing. After the visit, the husband told me the dog they had for about 15 years, had to be put down the morning of their visit. His wife was so distraught, she didn't want to leave the house, but he kind of forced her, telling her I had put aside my time to let them visit. After seeing the garden, she told him, it made one of her worst days, so much better, and even put smiles on her face. You can never tell how your kindness, will affect another person.

There is not a lot of preparation needed to have an open garden, just things we normally do to maintain it. We advertise it on Facebook, in local rose society newsletters and by e-mail through society presidents and newsletter editors. If you want more visitors, you can contact garden clubs or other organizations. Think about sharing your beautiful garden with others, you won't be disappointed! I always tell visitors, it's too much work to maintain the garden for just our enjoyment, it needs to be shared with lots of other people.



Left: winter time in Pennsylvania at the Kozemchaks



## MY THREE ROSE GARDENS

By Susana Ferrer, Argentina

### GARDEN 1: "LAS HIGUERAS", LA CUMBRE, CORDOBA HILLS (8000m<sup>2</sup>)

When I met my second husband, he took me to his summer house, a beautiful Tudor style home, circa 1925, with an 8000m<sup>2</sup> garden in La Cumbre, a small village situated in Cordoba Hills, 760km from Buenos Aires, the capital city of Argentina, where we lived.

I fell in love immediately with the place, and, after our marriage, spent all summers and holidays there. The village is situated in a valley, 1200m above sea level. The climate is Mediterranean, hot and dry in summer and very cold, with occasional snow, in winter.

As I started investigating the garden, I discovered that the previous owner, a Scottish lady who loved gardening, had left a generous bounty. Lots of bulbs, self-sowed annuals, such as various kinds of poppies, larkspurs, asters, dahlias, lilies, etc., kept growing in the unkept borders and they became the pillars of my future garden. One day, in the middle of all that rumble, I discovered a treasure! Two scrawny, forgotten, climbing roses leaning on one of the walls away from the sun. At the time, I knew nothing about roses, but these two caught my attention, so I had them transplanted, pruned, fed them, and waited.



Las Higueras garden

Next spring, one of them gave me beautiful big pink, old fashion style roses. The other, clusters of pinkish buds, which opened as small, double white flowers and were strongly perfumed. So, I invited my friends, members of the local Rose club to see them and, to my great surprise, they turned out to be 'Constance Spry', Austin's first English rose, and 'Felicite et Perpetue', the hybrid sempervirens that somehow had survived more than 10 years of neglect. After the lady who had planted them passed away, her children no longer cared for the house nor the garden. Who said roses are difficult?

And so my romance with roses started. At first, my husband, who said he hated them, was very hard to convince; he remembered his childhood when the roses he saw were thin, ungainly creatures, nearly leafless, with one or two flowers at the end of long stems, growing alone, and looking unhappy. We had long arguments, which led to no solution, but I'm headstrong and did not give up. One day I had the inspiration of taking him to a Spring Rose Show in Buenos Aires. There, his eyes were captured by a flower, and he stood staring at it for a long time. I was quite surprised, because he was daltonic, and the flower was reddish, but very bright. "Now, that's a rose" he told me. The rose's name was 'Crepe de Chine', and thanks to her, my collection at last started.

Before he could change his mind, I made a deal: I promised that he would never see a naked rose stem in the garden, because I would plant them, not alone, but in cottage style borders (of course, having an English style house helped a lot).

The second problem was the lack of water. Very hot summers with no rain meant that running water was limited. You were not allowed to water gardens, and if you did, heavy fines were given. Finally, we found someone who had a well rig and one fine day,



water gushed out! We had lost hope but we hit water 70m down!

My husband had retired, so we moved to that house full time. So now I seriously started to design my rose garden (or rose gardens?). After that, I never stopped. Roses started to arrive, bare rooted, bought by catalogue from a nursery in Patagonia, as local nurseries did not have any named plants, only red, white, or yellow. Finally, the promised borders began to take form.



Las Higueras garden



What kind of rose garden did I want? As I mentioned before, the rural hill environment, the house's style and personal taste, all led me to form an English style garden, with great curved borders where the roses reigned, surrounded by their courtiers, as I had promised. Inspired by traditional cottage gardens, the eclectic mixture of roses, herbaceous plants, perennial and annual flowers, bulbaceous and small shrubs, carefully chosen to combine colours, textures and growing habits, gave the illusion that they had grown alone randomly, with no interference of men great mistake as any gardener knows.

I had no previous experience as a gardener nor landscape designer. It was after I started, I joined the local Garden and Rose Clubs. With my husband's help, who had a great sense of esthetics and consulting lots of books and magazines, I first started by designing the borders. We both loved gardening: he designed and took care of trees, bushes, grass and other heavy work, and I dedicated myself to roses and flowers.

First came a big arch near the house's entrance, following a line of hydrangeas, to form a barrier hiding the house from the street. This arch was planted with a selection of all the pink Austin roses available at the time, as in this climate, roses grow a lot, reaching more than 2m high and between them, larkspurs, poppies, irises, sage, and lavender, in pink and blue colours.

Then came other borders, circulars, others besides the big pool, some in front of stone walls which divided areas between the



garden and pool, the garden and vegetable plot, etc. The garden was big, so I managed to create various green paths, leading to secret spots, where you could sit or lie to read a book, or have an afternoon nap, surrounded by their fragrance.

Then came the pergola for climbers, more climbers planted next to the house's walls, others leaning on lamp posts, potted miniatures, placed in front door steps, etc. Once I started, I could not stop. I became an insatiable collector, always on the need of "one more". Be careful, roses are like drugs, try planting one in your garden and that's it, you are hooked forever!

As I already said, I planted a little bit of everything. As we know, there is an immense variety of roses and I liked them all, starting with species and old garden roses (OGRs), various types of modern, climbing, miniatures, shrubs, and list goes on and on. I was lucky enough to have a very large garden, something not common nowadays, so I could give myself the luxury of keeping my 'Felicite et Perpetue' and 'Constance Spry', in company of some other OGRs which flower only once, and grow a lot; something difficult in small gardens, but it gives us such pleasure with their colours, fragrance and forms.



Las Higueras garden

As my experience with roses was null, my method was the old try / error one. My advice to new rose lovers is: before planting, visit nurseries, rose shows, friend's gardens, read books; study their growth habits and needs before buying the first one you fall in love with in the nursery (sometimes it can't be helped) to discover, once at home, you don't have the space to place it.

First thing is climate. Some roses adapt themselves better to cold climates, others need a more protected environment. As an example, I planted 'Yves de St. Laurent' three times and it kept dying, before I gave up. 'Frederick Mistral', (yes, that giant), 'Maid of Honor' and 'Gertrude Jekyll' struggled to survive. But these same plants once transplanted to my second garden in Buenos Aires, needed to be severely pruned all summer to keep them under control. The different climates, dry hot windy weather in summer, winter frost and snow in the hills and, on the other side, lots of rain and protected gardens in Buenos Aires, made all the difference. Each plant has its own needs and habits, and you'll be frustrated if you insist on planting them where they are not comfortable. If you like them a lot, try to find a space elsewhere.

The roses most likely to be found in local nurseries are hybrid teas, floribundas, grandifloras, shrubs, patio, miniatures and climbers. In Argentina, species and OGRs are more difficult to find. There are very few nurseries who sell them. It's true that they grow a lot and flower only once, but why do we ask them to do what other plants in our garden such as azaleas, jasmines, camellias, etc., don't? So, if you have a corner, plant them, you will not regret it, and they also have a plus: they are more resistant!

As you can see in the photos, I kept the promise to my husband: the roses were planted with companions, to cover their bare stems, specially hybrid teas, with such as sage, catnip, erigeron, to cover their roots, Hemerocallis, agapanthus, lavender, irises, veronicas, daisies and even ornamental grasses, such as periosteum rubra, did the trick. Also, annuals such as larkspurs, poppies, cosmos and others, that self-seeded themselves and gave colour in spring and summer helped a lot.

In dry climates, such as the one I had, you can even plant agaves, echeverias and sedum. In La Cumbre, which is so dry, we had a beautiful, elegant plant called ceratopsian. It grows like a weed, has beautiful blue flowers and, in autumn, the leaves turn a

magnificent red colour; highly recommended, as it needs no care at all.

Some gardeners like to plant their roses forming a mass of same colour. I prefer a mixed plantation, such as they grow in the wild, so, to join them together, most of the flowers surrounding them were blue, that go well with all other colours and white. Irises brought the structure of their leaves even in winter. Ornamental grasses gave an ethereal look to the borders and labium, catnip, erigeron and other ground covers are very useful in hot dry places, because they protect roots from the scorching sun, but not so much in humid climates, as fungus and other diseases hide between them.

As my garden grew, I learned that hybrid teas are more prone to diseases and bugs than others, and have a lanky way of growing, so they depend on more of their court to hide their defects. They prefer moderate climates, lot of spring rain, and hate extreme hot summers, where they enter a dormant state similar as in winter. They need to be severely pruned in the cold season, to revive magnificently in spring.

Due to this, it is best not to crowd them, and always choose the healthiest varieties. Nowadays, hybridizers are creating disease resistant varieties to prevent chemical spraying.

Shrubs and floribundas are more resistant to plagues, are very low maintenance, especially shrubs, that need only formative pruning, and flower a lot more.

My favourites as you must have realized are David Austin's English roses, they combine OGR form and perfume with modern rose's advantages.



Lomas de San Isidro garden

My rose collection grew and grew, but nothing lasts forever, my husband passed away suddenly, and my children wanted me close to their homes again, so I had to move back to my Buenos Aires house. Obviously, I was not ready to leave my darlings behind and started to prepare them for the adventure. My local nursery owner advised me how to do it. We were in the middle of summer, with really high temperatures; not the best time at all, but it had to be done.

A month before the appointed day, in January, the gardener cut one side of the rose's roots with a sharp shovel, covered them again, and watered every day. A month later, cut the other side, transplanted each one of them to a black plastic pot and left them in the shade. In that month, small roots had grown in the first cut, and helped to feed them. There they waited to be picked up by the truck that would take them to their new home 800km away. 200 plants traveled in that truck to Buenos Aires, in the midst of a very hot summer.

## **GARDEN 2: LOMAS DE SAN ISIDRO, BUENOS AIRES (1600m<sup>2</sup>)**

Forty-eight hours later, the roses arrived to their new home. They had endured a long, hot journey and were left in a shady spot, in middle of total chaos, as house and garden were being remodeled. After some time, the construction debris was cleared, borders were marked and dug, fertilizer was added and the time had come to plant them.





Lomas de San Isidro garden

The garden was a big narrow rectangle, so no secret gardens were created here. A big curved border embraced it, a brick path on one side led from entrance gate to the house, and there was an open garage on the other.

Most of the roses found their place in that big border, mixed with their usual companions, the courtiers had followed their Queens. Climbers embraced the garage's posts and some of the house walls and potted miniatures led the way to the pool. Other shady under trees spots were covered with hydrangeas, ferns, impatiens and other plants. When everything was done, I sat back and waited. Little by little, they all started to sprout, I had a survival rate of 95% and I never stop asking myself: are roses the delicate plants most people think they are?

Obviously, this second garden was much smaller than my first, but it was still inspired by the one that was born as a shared dream and won first prize in the National Contest organized by Garden Magazine, for Amateur gardens, more than 1000m<sup>2</sup> in 2007.



Boulogne garden

### GARDEN 3: BOULOGNE, BUENOS AIRES (300m<sup>2</sup>)

As the years went by, my children and grandchildren who lived with me moved, and, once again, my youngest daughter and I were left alone in a six-bedroom house.

As we started looking for the ideal place, I refused to move to an apartment, as my older children advised. How could I live without my roses, that had come from so far away and kept me company for so long? It was unthinkable.

Finally, we found a colonial style cottage, only 10 blocks from where we were living, and work started again. This time, the garden was only at 300m<sup>2</sup>, so I had to make a very tough decision, which roses will come to my new home? I loved them all. After I picked



the ones that were to come, I reluctantly gave the rest to my rosarian friends, in whose yards they still grow and bloom as ever.

The same routine started again, dig out the plants (and their court), pot them, load them to a moving truck, take them to their new home; only this time they had the advantage that we were in winter and only had 10 blocks to travel.

Not much designing was needed here, a small space in front of the house and a perfect square at the back with the pool on one side, so most of the roses were planted with their courtiers in a border at left and climbers in a narrow strip between pool and fence. Some leftovers went to big pots, as I did not have the heart to give them away. Most of the ones I kept are my beloved Austin shrubs with 'Darcy Bussell' as my favourite. It loves the new place and is always blooming. 'Caprice de Meilland' is another that adapts perfectly to our climate, it's beautiful, scented, perfect blooms cheer me up. Two 'Frederick Mistral' are planted by my bedroom window, one at each side, filling it with their wonderful perfume. They grow, as only they can do, peeking over the fence, as if trying to escape. There is not one cm of land left for more roses, but as every impenitent rosarian, I still feed my yearning with a growing collection of miniatures, beautiful as their big sisters, and that can be easily placed anywhere.

So, my roses are still by my side with their precious gifts of colour, perfume and beauty. Big, medium, or small gardens, there's always a special place for them.

*(All photos courtesy of the author.)*



Left: Roses waiting to be moved from garden 2 to 3, Middle: 'Crepe de Chine' in garden 3, originally planted in garden 1 in 2005, Right: Boulogne garden  
Below Left: 'Constance Spry', Right: 'Félicité et Perpétue' (photos by editor)





## NEW BREEDERS' CLUB MEMBER

*(Editor: We welcome our newest member of the Breeders' Club.)*



**Left: Current owners Jacques Ranchon and Dominique Croix, Right: Jeanne and Paul Croix**

### THE PAUL CROIX NURSERIES AND ROSE GARDENS

The Paul Croix Nurseries and Roseaies, created in 1819, are located in Bourg Argental (42) in the heart of the Pilat Regional Natural Park, between Lyon and St Etienne. A place inspired by the passion of their creator Adrien Sénéclauze, a place where beauty and nature meet, a place where high standards and passion have given birth to a symphony of shapes, scents and colours, a perfect setting to welcome the Rose.

It was in 1956 that Paul Croix settled there, bringing with him the creation of new roses. That same year, his 'Astrée' rose won the title of 'Most Beautiful Rose of France', while numerous prizes were awarded to his other creations, including the emblematic 'Sourire d'Orchidée', 'Diane de Poitiers', 'Déclic', and 'Croix Verte'. A man of passion, he ensured the transmission of his expertise to his daughter Dominique, who has the family passion at heart by creating numerous award-winning varieties. She can be all the prouder of these as very few women work as 'creators of new roses', including, among others, the roses 'Gérard Depardieu', 'Paul Croix' and 'Je t'aime'.



**Left: Croix grand garden, Right: Autumn garden**

After the death of Paul Croix in 1999, she took over the management of the company and met Jacques Ranchon, a teacher and musician with a passion for nature and the world of the rose. The two of them united their future and their efforts to devote themselves entirely to their passion: the development of the Estate and the bicentenary collections of plants, the creation of new



roses and the preservation of the environment by abandoning all chemical treatments on all the crops. A decision whose results proved to exceed all expectations!

Initiated in turn to the art of hybridisation by his wife Dominique, Jacques Ranchon quickly revealed his creative talents with the award of a gold medal in Rome in 2012 with the 'Rire d'Enfant' rose. Other creations followed, including the rambler rose 'Stéphane Marie' as well as the roses 'Université de St Etienne' and 'Pape François' which now decorates the Vatican Gardens and Castel Gandolfo.

The Domaine was awarded the 'Jardin Remarquable' label in 2010 in recognition of the work accomplished, in particular the creation of the Great Conservatory Rose Garden, the collection of botanical roses and old roses with more than 500 varieties. This award also recognises the quality of the plants, the richness of the collections, the beauty of the site and its integration into the site as well as the commitment to environmental preservation.

"Whoever wants to have beautiful roses in his garden must have beautiful roses in his heart."

Some of Croix roses. To see more, please visit their website: [pepinieres-paul-croix.fr](http://pepinieres-paul-croix.fr)



Left: 'Jeannie Croix', Right: 'Paul Croix'



Left: 'Sourire d'Orchidée', Right: 'Déclat'



## THE WFRS BREEDERS' CLUB

By Dr Gérald Meylan, Switzerland

In 2007, the Executive Committee of the World Federation of Rose Societies (WFRS) was presented with a proposal for the creation of a new committee that would bring together professional rose breeders.

This proposal received the enthusiastic support of the Executive Committee members of the WFRS, as well as from the delegates of the national societies. An official letter was sent to the breeders on the 13 August 2007, inviting them to join the new committee.

The first meeting took place in Lyon, on the 15 September 2007, with 10 breeders and was presided over by Pierre Orard.

This meeting was noted as follows on the 19 September 2007, in "La lettre du végétal" ("The Plant Letter"):

"Thanks to the initiative of Gérald Meylan, President of the WFRS, the first informal meeting of the Breeders Club, took place in Lyon on the 15 September.

The Breeders Club will be presided over by Pierre Orard, and their mission is to reinforce the links between professional rose growers and all lovers of roses.

The ambitions of the Breeders Club are to bring together all rose breeders, a desire to see a harmonisation of criteria between rose competitions, the development of a distinctive sign of the WFRS, and the management of a webpage on the WFRS site."

The Breeders Club was presided over by Pierre Orard from 2007 to 2009, then by the author of this article from 2009 to 2018, and Jean-Luc Pasquier took over the reins in 2018.

At the end of July 2020, the Breeders Club numbered 30 breeders, from 13 different countries, as follows:

Australia: Dynamic Rose Genetics, Hains Roses; Belgium: Lens Roses, Viva International BVBA; Denmark: Roses Forever ApS; Germany: Kordes Rosen; Great Britain: David Austin Roses; France: Pépinières et Roseraies Paul Croix, Roseraies Delbard, Roseraies Dorieux, Guillot Création et Production, Roseraies Laperrière, Massad, Meilland International SA, NIRP International SA, Roseraies Orard, Roseraies Reuter, Roseraies Félix, Roses André Eve; Italy: Rose Barni; Japan: Keisei Rose Nurseries Inc; Poland: Mateusz Sobieszek, My Roses Rojewski; Serbia: Petrovic Roses; Spain: Viveros Francisco Ferrer; Switzerland: Alain Tschanz SA; USA: Rose Innovations, Sproul Roses by Design, David Zlesak, and Bolar Roses LLC.

The meetings take place twice a year (spring and autumn) and the agenda takes into account both general subjects and specific topics linked to current events. Below are some examples of the subjects covered:

### Harmonisation of judging criteria for International Rose Trials

The Breeders Club was particularly keen to see a rapid harmonisation of the criteria between the different rose competitions, in order to be able to better compare results between them. The project was undertaken in collaboration with both Marga Verwer and Markus Brunsig, Chairman and Past Chairman of the WFRS International Rose Trials Committee.

To date, 15 competitions now apply the new official table of the WFRS to judge the varieties presented, as follows: foliage and vegetation (30%), flowers and flowering (30%), natural resistance to pests and diseases (30%) and perfume (10%) to give a total of 100 points.

### Data sheets for descriptions of varieties

The committee of the Breeders Club and the International Rose Trials also collaborated to develop simplified data sheets for the descriptions of the varieties presented in the competitions. These new data sheets make the task of publishing the results of the competitions significantly easier.

### Presentation of the new online tool for the protection of plant breeders rights – UPOV PRISMA

This topic occupied several meetings, in order that the members could fully understand and appreciate the importance of reliable protection for each variety. There was a presentation by a representative of UPOV, Mr Ben Rivoire (International Union for the Protection of New Varieties of Plants.) This gave the opportunity for the members to familiarise themselves with a new on-line application method, intended for the registration of new varieties in a growing number of countries and for an ever-increasing number of species.

### Intellectual property rights for new ornamental plants and recognition of a plant breeders rights (PBR)

The Breeders Club called on the CIOPORA (International Community of Breeders of Asexually Reproduced Ornamental and Fruit Varieties) to try to progress the recognition, in certain countries, of the PBR.

To date, despite significant pressure by CIOFORA, we must admit that the road is long, and that this issue impedes serious difficulties in the license contract signature and, consequently, in the royalty collection and payment to breeders.

#### Phytosanitary restrictions linked to rose health

Bacteria of the types *Ralstonia* and *Xylella* have developed in the soils of several regions. As a result, the phytosanitary restrictions for the commercialisation of roses from one country to another are strongly enforced. This requires soil analysis by all breeders to certify the absence of the above bacteria. Additionally in some countries, rose plants received must be grown in quarantine before they can be authorised as fit for production. For breeders, the new legislation makes commercial exchanges slower, and reduces the possibilities for a new variety to become popular quickly in several different regions.

#### New varieties and new TEST sites

All breeders have environmental concerns at the heart of their mission, and their principle objective is to select new rose varieties that are resistant to the main diseases (powdery mildew, downy mildew, black spot, rust etc.) In order to help pursue this objective, there has been an increase in “zero treatment” test sites. The results from these new test sites are promising, with many garden roses proving highly resistant. No doubt that this progress, shared at the Breeders Club meetings, will help local parks and gardens authorities, as well as home gardeners, to give roses the space that they so richly deserve. Study on the behaviour of different garden rose varieties in various latitudes.

Following a request by the City of Shenzhen (China) and an agreement with the members of the Breeders Club, the behaviour of 80 varieties of garden roses over a period of three years (2011-2014) was trialed on a new test site. The varieties were selected by six breeders, all members of the Breeders Club.

The Shenzhen research station is located on the 22nd parallel, with average temperatures varying between 12 and 32 degrees Centigrade, and with an annual rainfall of 1930mm, over 144 days.

Between November 2012 and March 2014, the roses, with 30 plants per variety, were judged six times by a panel of Chinese experts. The experts were trained jointly by Helga Brichet, (WFRS past president) and Gérald Meylan, author of this article.

At the end of the experiment, the panel of experts retained 17 varieties (3 HT, 9 Bed Roses, 1 ground cover, 1 park rose, 3 climbers) These represent roses from the breeders Delbard, Laperrière, Meilland and Reuter. The varieties retained have a good natural resistance and are particularly well adapted to cultivation in a very hot and humid climate. Of specific note are the roses 'Dames de Chenonceau®' from Delbard, 'Jet Set®' from Laperrière, 'Louis Bleriot®' from Meilland, and 'Rose de Cahors®' from Reuter.

The station, first of its type in China, has unfortunately now been destroyed, to allow the construction of a motorway! Two projects for new research stations are being explored in other regions in China.



Left: Aerial view of the Shenzhen research station, Right: Test border with drip feed watering system

#### World Rose Museum, Daxing, China

Many members of the Breeders Club contributed to the presentation of the history of the rose, making available to the museum numerous personal memorabilia that illustrate the development of this emblematic flower. Thanks to their contributions, the region of Lyon, the cradle of both old and modern roses, is well represented.





Left: World Rose Museum, Daxing, China, Right: Documents from the Laperrière archives (photos J.L. Pasquier)

### And the future?

It is essential that professional rose growers and amateurs alike are able to create strong contacts, share knowledge and experience. Lovers of roses need to be able to communicate their rose wishes and needs in the same way that professional rose growers need to be able to share their research, goals and the difficulties they face in the pursuit of this magnificent but extremely demanding profession.

To this end, over the last few years, at WFRS global and regional conventions, round tables have facilitated exciting and engaging exchanges between breeders and rose lovers.

The WFRS Breeders Club, under the leadership of Jean-Luc Pasquier, thanks to their actions, their meetings and their communication will continue to ensure strong links between all FRIENDS OF THE ROSE.

*(All photos unless otherwise noted are courtesy of the author.)*



Breeders' Club meeting, Geneva, 20 February 2020, in the presence of Henriette de Briey (5th from left), President of the World Federation of Rose Societies (photo B. Rivoire)

This article was written during a period when my spirit was largely preoccupied by the consequences of this pandemic, which affects the entire world and notably the world of the rose. I dearly hope that we can all meet again soon, and in good health, to continue to cultivate together our passion for the Queen of Flowers, THE ROSE.

## 2022 WFRS WORLD ROSE CONVENTION - ADELAIDE, AUSTRALIA



### THE WFRS WORLD ROSE CONVENTION POSTPONED UNTIL 2022

Rosarians in Australia and across the world are looking forward to the 19<sup>th</sup> World Federation of Rose Societies World Rose Convention to be held in Adelaide – hosted by the National Rose Society of Australia. This Convention has been postponed as a result of COVID19. The Convention will now be held from the **27 October - 3 November, 2022**. Importantly, the wonderful venues initially secured have been retained – the world class Adelaide Convention Centre has been re-booked and the official Convention Hotel, The Intercontinental Hotel, is hoping to retain the same special room rates. Unfortunately, we had no choice but to seek a postponement. With COVID19 still active globally, restrictions on travel are likely to remain in place for some time. In addition, we are currently challenged in seeking to finalise costs as both potential sponsors and tourism operators are in *shut down* mode. More details regarding our new program and tours will be forthcoming later in the year and early next year. Hopefully, they will be similar to those in place for 2021. For more information relating to the convention, visit the website [www.wrc21.aomevents.com.au](http://www.wrc21.aomevents.com.au) and join the mailing list to ensure you receive regular updates.



Left: Adelaide Convention Centre (ACC) and Elder Park, Right, Opening of the new West Wing of the ACC

### 19<sup>th</sup> WFRS WORLD ROSE CONVENTION - Adelaide, South Australia

#### Your Hosts and Strategic Sponsors





# WORLD FEDERATION OF ROSE SOCIETIES

**Patron**  
Mr Yves Piaget



**President Emeritus**  
(to be elected)

## MEMBERS OF THE EXECUTIVE COMMITTEE OFFICERS

### President

**Countess Ghislain de Briey de Gerlache**  
Avenue du Prince Héritier 181, Bruxelles, Belgium, 1200  
(+32) 2 732 9778, (+32) 496 167936  
[hdebriey@hotmail.com](mailto:hdebriey@hotmail.com)

### Treasurer

**Mrs Diane vom Berg**  
124 Avenue Road, Clarence Gardens, 5039, Australia  
(+61) 8 8297 2645  
[vombergs@bigpond.com](mailto:vombergs@bigpond.com)

### Executive Director

**Mr Derek Lawrence**  
76 Bennetts Court, Yate, South Gloucestershire  
BS37 4XH England  
(+44) 1 454 310 148  
[dereklawrence@talktalk.net](mailto:dereklawrence@talktalk.net)

### Immediate Past President

**Mr Kelvin Trimper**  
15 Oradala Court, Salisbury Heights 5109, Australia  
(+61) 8 8289 6511  
[ktrimper@bigpond.net.au](mailto:ktrimper@bigpond.net.au)

## REGIONAL VICE PRESIDENTS

### AFRICA

**Mrs Vivienne Black**  
510 Krause St., Beaulieu, South Africa, 1684  
(+27) 83 300 6402  
[vivienne@csdblack.com](mailto:vivienne@csdblack.com)

**Ms Mireille Steil**  
L-5367 Schuttrange, 113, rue Principale, Luxembourg  
(+352) 691 355 065  
[mireille.steil@gmail.com](mailto:mireille.steil@gmail.com)

### AUSTRALASIA (2)

**Mr Paul Hains**  
PO Box 4355, Gumdale, Queensland, 4154, Australia  
(+61) 473 145 971  
[paul@hainsroses.com](mailto:paul@hainsroses.com)

**Dr Zhao Shiwei**  
Wofosi Road, Xiangshan, Haidian, Beijing 100093, China  
(+86)-10-62591283  
[2668587780@qq.com](mailto:2668587780@qq.com)

### Mr Doug Grant

326c Patumahoe Road, RD3 Pukekohe 2678, New Zealand  
(+64) 9 2385723  
[douggrant99@gmail.com](mailto:douggrant99@gmail.com)

### NORTH AMERICA (2)

**Ms Lois Fowkes**  
6 Maywood Rd, New Rochelle, NY, 10804 United States  
(+1) 914 834 8893  
[lojacq1@msn.com](mailto:lojacq1@msn.com)

### CENTRAL ASIA

**Mr Ahmed Alam Khan**  
1/7/140 Musheerabad Hyderabad, India 500 048 3125  
(+91) 40 2761 6658  
[alamkhan.ahmed@gmail.com](mailto:alamkhan.ahmed@gmail.com)

**Mrs Diana D. Antonition**  
#9 Holly Lane, Jennings Land  
Smith's Parish FL 04, Bermuda  
(+1) 441 295 9058  
[diana.antonition@gmail.com](mailto:diana.antonition@gmail.com)

### EUROPE (3)

**Mrs Breda Čopi**  
Kovačičeva 36 Koper, Slovenija 6000  
(+386) 31 599924  
[breda.copi@gmail.com](mailto:breda.copi@gmail.com)

### SOUTH AMERICA

**Mrs Rosario Algorta de Carrau**  
General French 1930, Montevideo, Uruguay UR11500  
(+598) 2 600 6417  
[rosal3004@adinet.com.uy](mailto:rosal3004@adinet.com.uy)

### Mrs Inger Schierning

Vejdammen 114, DK-2840 Holte, Denmark  
(+45) 3331 1103; (+45) 2311 0118  
[mail.rosenselskabet@gmail.com](mailto:mail.rosenselskabet@gmail.com)

## STANDING COMMITTEE CHAIRMEN

### Council

The President, Ms Henrienne de Briey  
[hdebriey@hotmail.com](mailto:hdebriey@hotmail.com)

### Executive Committee

The President, Ms Henrienne de Briey  
[hdebriey@hotmail.com](mailto:hdebriey@hotmail.com)

### Awards

Vacant

### Breeders' Club

Mr Jean-Luc Pasquier  
[pasquier@jlpasquier.ch](mailto:pasquier@jlpasquier.ch)

### Classification & Registration

Mr Richard Walsh  
[walshroses45@yahoo.com.au](mailto:walshroses45@yahoo.com.au)

### Conservation & Heritage Roses

Mrs Brigid Quest-Ritson  
[questritson@aol.com](mailto:questritson@aol.com)

### Convention Liaison

Mrs Helga Brichet  
[helga.brichet@virgilio.it](mailto:helga.brichet@virgilio.it)

### Honours

The President, Ms Henrienne de Briey  
[hdebriey@hotmail.com](mailto:hdebriey@hotmail.com)

### International Judges

Vacant

### International Rose Trials

Ms Marga Verwer  
[marga.verwer@ziggo.nl](mailto:marga.verwer@ziggo.nl)

### Promotions

Mr Kelvin Trimper  
[ktrimper@bigpond.net.au](mailto:ktrimper@bigpond.net.au)

### Publications

Ms Jolene Adams  
[jolene\\_adams@sonic.net](mailto:jolene_adams@sonic.net)

### Editor - World Rose News

Mr Steve Jones  
[scvrose@aol.com](mailto:scvrose@aol.com)

### Webmaster

Mr Paul Hains  
[paul@hainsroses.com](mailto:paul@hainsroses.com)

## MEMBER COUNTRIES

The World Federation of Rose Societies (WFRS) is comprised of 40 national rose societies from all around the world. The list below also annotates their year of joining the WFRS.

Argentina (1977) - Rose Society of Argentina  
Australia (1968) - National Rose Society of Australia  
Austria (2001) - Österreichische Rosenfreunde in der Gartenbau-Gesellschaft  
Belgium (1968) - Société Royale Nationale 'Les Amis de la Rose'  
Bermuda (1981) - Bermuda Rose Society  
Canada (1968) - Canadian Rose Society  
Chile (2000) - Asociación Chilena de la Rosa  
China (1997) - Chinese Rose Society  
Czechia (1994) - Czechia Rosa Club  
Denmark (1994) - The Danish Rose Society  
Finland (1997) - Finnish Rose Society  
France (1979) - Société Française des Roses  
Germany (1968) - Gesellschaft Deutscher Rosenfreunde  
Great Britain (2018) - The Rose Society UK  
Greece (1997) - The Hellenic Rose Society  
Hungary (2008) - Hungarian Rose Friends Society  
Iceland (2007) - Icelandic Rose Society  
India (1968, 1982) - Indian Rose Federation  
Israel (1975) - The Jerusalem Foundation  
Italy (1968) - Italian Rose Society  
Japan (1968) - Japan Rose Society  
Luxembourg (1983) - Luxembourg Rose Society  
Monaco (2012) - Société des Roses de Monaco  
Netherlands (1976) - Nederlandse Rozenvereniging  
New Zealand (1968) - New Zealand Rose Society  
Northern Ireland (1982) - Rose Society of Northern Ireland  
Norway (1988) - Norwegian Rose Society  
Pakistan (1992) - Pakistan National Rose Society  
Poland (1981, 2017) - Polish Rose Society  
Romania (1992) - Asociatia Amicii Rozelor din Romania  
Russia (2007) - Russian Association of Rosarians  
Slovakia (1997) - Slovak National Rose Society  
Slovenia (2000) - Slovenian Rose Society  
South Africa (1968) - Federation of Rose Societies of South Africa  
South Korea (2018) - South Korea Rose Society  
Spain (1992) - Asociación Española de la Rosa  
Sweden (1994) - The Swedish Rose Society  
Switzerland (1976) - Gesellschaft Schweizerischer Rosenfreunde SA  
United States (1968) - American Rose Society  
Uruguay (1985) - Asociación Uruguaya de la Rosa

*Note: for website information on the above Member Countries, go to the WFRS website.*



## WFRS ASSOCIATE MEMBERS

Agency for Nature and Forest Flemish Government, Belgium  
Associació Amics de les Roses de Sant Feliu de Llobregat i de Catalunya, Spain  
Association de la Rosa de Coyhaique, Chile  
Associazione 'La Compagnia Delle Rose', Italy  
Changzhou Gardening and Greening Management Bureau, China  
Fondazione Roseto Botanico "Carla Fineschi" di Cavriglia, Italy  
Geografisk Have, Denmark  
Hana no Miyako Gifu Flower Festival Commemorative Park, Japan  
Heritage Roses Australia, Inc.  
Heritage Roses New Zealand, Inc.  
Historic Roses Group of Great Britain  
Laizhou Chinese Rose Garden, China  
Les Amis de la Roseraie du Val de Marne à L'Haÿ-les-Roses, France  
Pasco El Rosedale of Buenos Aires, Argentina  
Polish Association of Rose Breeders  
Rosas Antiguas en Argentina  
Roses Anciennes en France  
Royal Society for Agriculture and Botany, Belgium  
Shanghai Botanical Garden, China  
Shenzhen Remin Park and Shenzhen Rose Centre, China  
Société Nationale d'Horticulture de France  
Taicang Rose Society, China  
The Botanic Garden, Meise, Belgium  
The Rose Culture Institute, Japan  
Vrijbroek Park, Belgium

*Note: for website information on the above Associate Members, please go to the WFRS website.*

## WFRS BREEDERS' CLUB MEMBERS

### DAVID AUSTIN ROSES

United Kingdom  
Contact: Michael Marriott  
[michaelm@davidaustinroses.co.uk](mailto:michaelm@davidaustinroses.co.uk)  
[www.davidaustinroses.com](http://www.davidaustinroses.com)

### ROSE BARNI s.s.

Italy  
Contact: Beatrice Barni  
[beatrice@rosebarni.it](mailto:beatrice@rosebarni.it)  
[www.rosebarni.it](http://www.rosebarni.it)

### BOLAR ROSES, LLC

United States  
Contact: Dr. Suni Bolar  
[sunibolar@gmail.com](mailto:sunibolar@gmail.com)

### EARL PÉPINIÈRES ET ROSEAIES PAUL CROIX

France  
Contact: Dominique Croix  
[Domijac.croix@orange.fr](mailto:Domijac.croix@orange.fr)  
[www.pepinieres-paul-croix.fr](http://www.pepinieres-paul-croix.fr)

### SOCIETE NOUVELLE DES PÉPINIÈRES ET ROSEAIES GEORGES DELBARD

France  
Contact: Arnaud Delbard  
[adv@georgesdelbard.com](mailto:adv@georgesdelbard.com)  
[www.georgesdelbard.com](http://www.georgesdelbard.com)

### ROSEAIES DORIEUX

France  
Contact: Georges Dorieux  
[contact@dorieux.fr](mailto:contact@dorieux.fr)  
[www.dorieux.fr](http://www.dorieux.fr)

### DYNAMIC ROSE GENETICS

Australia  
Contact: Warren Millington  
[sparky2@bigpond.net.au](mailto:sparky2@bigpond.net.au)

### ROSES ANDRE EVE

France  
Contact: Jérôme Râteau  
[J.rateau@roses-andre-eve.com](mailto:J.rateau@roses-andre-eve.com)  
[www.roses-andre-eve.com](http://www.roses-andre-eve.com)

### FÉLIX ROSIÉRISTE

France  
Contact: François Felix  
[francois@roses-felix.fr](mailto:francois@roses-felix.fr)  
[www.roses-felix.fr](http://www.roses-felix.fr)

### VIVEROS FRANCISCO FERRER

Spain  
Contact: Matilde Ferrer  
[mati@viverosfranciscoferrer.com](mailto:mati@viverosfranciscoferrer.com)  
[www.viverosfranciscoferrer.com](http://www.viverosfranciscoferrer.com)

### ROSEAIIE GUILLOT

France  
Contact: Jean-Pierre Guillot  
[jpguillot.roses@gmail.com](mailto:jpguillot.roses@gmail.com)  
[www.roses-guillot.com](http://www.roses-guillot.com)

### HAINS ROSES

Australia  
Contact: Paul Hains  
[paul@hainsroses.com](mailto:paul@hainsroses.com)  
[www.hainsroses.com](http://www.hainsroses.com)

### KEISEI ROSE NURSERIES, Inc

Japan  
Contact: Ms Chiaki Tazama  
[tazama@keiseirose.co.jp](mailto:tazama@keiseirose.co.jp)  
[www.keiseirose.co.jp](http://www.keiseirose.co.jp)

### W. KORDES' SÖHNE

Germany  
Contact: Thomas Proll  
[proll@kordes-rosen.com](mailto:proll@kordes-rosen.com)  
[www.rosen.de](http://www.rosen.de)

### ROSEAIIE LAPERRIERE

France  
Contact: Philippe & Richard  
Laperriere  
[rose.laperriere@wanadoo.fr](mailto:rose.laperriere@wanadoo.fr)  
[www.rose-laperriere.com](http://www.rose-laperriere.com)

### LENS ROSES

Belgium  
Contact: Rudy Velle  
[info@lens-roses.com](mailto:info@lens-roses.com)  
[www.lens-roses.com](http://www.lens-roses.com)

### ROSES MASSAD

France  
Contact: Dominique Massad  
[dmassad@free.fr](mailto:dmassad@free.fr)  
[www.petals-de-roses.com](http://www.petals-de-roses.com)

### MEILLAND INTERNATIONAL S.A.

France  
Contact: Matthias Meilland  
[meilland.matthias@meilland.com](mailto:meilland.matthias@meilland.com)  
[www.meilland.com](http://www.meilland.com)

### NIRP INTERNATIONAL S.A. (Les Roses du Succès)

France  
Contact: Mrs Deborah Ghione  
[info@nirpinternational.com](mailto:info@nirpinternational.com)  
[www.nirpinternational.com](http://www.nirpinternational.com)

### ROSEAIIES ORARD

France  
Contact: Pierre Orard  
[rosesorard@gmail.com](mailto:rosesorard@gmail.com)  
[www.roses-orard.com](http://www.roses-orard.com)

### PETROVIC ROSES

Serbia  
Contact: Radoslav Petrovic  
[petrovicroses@gmail.com](mailto:petrovicroses@gmail.com)  
[www.petrovicroses.rs](http://www.petrovicroses.rs)

### ROSE INNOVATIONS

United States  
Contact: Will Radler  
[radlerwj@gmail.com](mailto:radlerwj@gmail.com)

### ROSES FOREVER ApS

Denmark  
Contact: Rosa Eskelund  
[re@roses-forever.com](mailto:re@roses-forever.com)  
[www.roses-forever.com](http://www.roses-forever.com)

### ROSEAIIE REUTER

France  
Contact: Franck or Regis Reuter  
[franck@reuter.fr](mailto:franck@reuter.fr)  
[www.reuter.fr](http://www.reuter.fr)

### MY ROSES ROJEWSKI

Poland  
Contact: Lukasz Rojewski  
[Rojewski.biblio@gmail.com](mailto:Rojewski.biblio@gmail.com)

### ROZA SOBRESZEK

Poland  
Contact: Mateusz Sobreszek  
[sobieszekm@vp.pl](mailto:sobieszekm@vp.pl)  
[www.roza-sobieszek.pl](http://www.roza-sobieszek.pl)

### SPROUL ROSES BY DESIGN

United States  
Contact: James Sproul  
[rosesbydesign@earthlink.net](mailto:rosesbydesign@earthlink.net)

### ALAIN TSCHANZ S.A.

Switzerland  
Contact: Alain Tschanz  
[info@rosiers.ch](mailto:info@rosiers.ch)  
[www.rosiers.ch](http://www.rosiers.ch)

### VIVA INTERNATIONAL

Belgium  
Contact: Martin Vissers  
[viva.int@skynet.be](mailto:viva.int@skynet.be)

### DAVID ZLESAK

United States  
Contact: David Zlesak  
[zlesak@rocketmail.com](mailto:zlesak@rocketmail.com)



## WFRS CALENDAR OF EVENTS

27 October-3 November 2022	WFRS 19 <sup>th</sup> World Rose Convention – Adelaide, Australia - <a href="http://wrc21.aomevents.com.au">wrc21.aomevents.com.au</a>
June 2023	WFRS 15 <sup>th</sup> Heritage Rose Conference - Brussels, Belgium
May 2025	WFRS 20 <sup>th</sup> World Rose Convention - Fukuyama City, Japan

## FRIENDS OF THE FEDERATION

Since its introduction in 2010 over 100 individuals from around the globe have donated funds toward the work of the World Federation of Rose Societies. These donors have received invitations to exclusive “Friends Only” functions at WFRS events.

***Become a Friend of the  
World Federation of Rose Societies  
and join a group of generous financial donors  
supporting the work of the Federation.***

### ***Benefits include:***

***Exclusive invitations to “Friends Only” activities;  
Individual electronic copy of World Rose News;  
Opportunity to correspond with Friends to exchange  
rose growing knowledge, information on rose gardens,  
accommodation and other points of interest relative to their region.  
Donations, with the exception of Friends for Life, cover the period  
until the conclusion of the 2021 World Rose Convention in Australia.***

***Friends donor forms can be downloaded from the WFRS website - [www.worldrose.org](http://www.worldrose.org)***

AND FINALLY...



**Social Distancing at Baden-Baden Rose Trials - 2020** (*Photo courtesy of Henrianne de Briey*)