



# by any other name

the newsletter of the World Federation of Rose Societies' Heritage Rose Group

## Contents

### Opening of the Tea Rose Repository, 2008

by Di Durston, Australia.....2

Possibly one of the most important tasks of the rose enthusiast is to make a collection, whether it be Tea Roses or China Roses or an entirely different group altogether. Few succeed as well as David Ruston with his Tea Rose Repository opened on 31<sup>st</sup> October 2008.



### Recent news from Sakura, Japan

by Dr Yuki Mikanagi, Japan.....3

Sakura's unique rose garden reflecting the Japanese sense of beauty and harmonizing with the surrounding landscape is now three years old: the bush roses have fully grown and climbers cover nearly all of the high arches and pillars in the garden, which has expanded to 1.3 Ha (3.2 acres), with new areas under construction.



### *Rosa mandonii* Rose de Madère

by Miguel Albuquerque, Madeira.....4

### Old roses in Natal

by Fay Clayton, South Africa.....6

### To a Tea Rose

by Wendy Langton, Australia.....6

### 2007 & 2008 Recipients of The Zoë Gilbert Merit Award

compiled by Di Durston, Australia.....7

### San Jose Heritage Rose Garden

by Jill Perry, USA.....8

Congratulations to Jill Perry and the team of volunteers who created the San Jose Heritage Rose Garden, which on May 18<sup>th</sup> 2009 will be presented with the inaugural Great Rosarians of the World, Rose Garden Hall of Fame Award from the sponsor of the Great Rosarians Award, the Huntingdon Library.

### *Poppylands*, home of Wendy Langton

by Sue Zwar, Australia.....9

### Maurice Lévêque de Vilmorin's forgotten roses.

by Jocelen Janon, New Zealand.....10

### The Memorial Roses of the Dunedin Northern Cemetery

by Fran Rawling & Fiona Hyland, New Zealand.....12

### The Making of a Heritage Rose Garden in the hill station of Ooty, in South India

by Girija and Viru Viraraghavan, India.....15

### David Rustons' 2009 Worldwide Plebiscite of the Ten Best Tea Roses

by David Ruston & Di Durston, Australia;  
illustrated by Jocelen Janon, New Zealand.....16

Copyright: All authors and illustrators retain Copyright on their work.  
Should you wish to reprint an article or illustration, please contact the individual concerned.

---

## Opening of the Tea Rose Repository, Renmark, South Australia, 2008

*by Di Durston, Australia*

---

Those of us who are acquainted with David Ruston will know of his enthusiasm and generosity, as well as his absolute desire for preserving the old roses of the past. Heritage Roses Australia works diligently to rescue old bushes of found roses from their demise in abandoned gardens. However, a garden was needed for them to grow in so they could then be studied with the hope of possible identification and even returned to commerce. David, along with his niece Annie Ruston, allocated a site from the land reclaimed from a disused irrigation channel at the back of Ruston's Roses for the Tea Rose Repository.

The evening of the opening on 31<sup>st</sup> October, was warm and barmy as we gathered at the top end of the long lines of newly planted roses. It was apparent that this was going to be a memorable occasion. Eighteen countries were represented at the opening, and I felt very fortunate to be included in this group.

David introduced Gerald Meylan, President of the WFRS, who was given the honour of opening the repository. Gerald then read a citation prepared for the occasion:

On the occasion of my visit to Renmark, I have much pleasure in presenting, on behalf of the forty-one countries of the WFRS and in my own name, our sincere congratulations to David Ruston.

The collection in the Rose Repository contains as

many Teas, Noisettes, and Chinas as possible, including foundlings, and is a reference in the world of botanical roses. It is a dream come true for David and all the rose enthusiasts.

It is an honour for the WFRS to count David Ruston as one of its members, and the creation of this new garden is a great initiative on his behalf.

I sincerely hope this garden will be an inspiration for all rose lovers.

As the light faded, small groups of rosarians wondered amongst the roses admiring the work of David's energetic and enthusiastic working party.

People to be thanked for their invaluable assistance are: Pat Toolan, and members of the Barossa and Beyond HRIA region; John Nieuwesteeg of Nieuwesteeg Rose nursery for supplying roses; Margaret Furness and Jane Zammit for their propagating skills; Val Davies and Coleen and David Houston from the Riverina HRIA region; and Sue and John Zwar. For the countless others who so generously gave their time: a thank you to all.

I would also like to take this opportunity to especially thank Dr Yuki Mikanagi from Japan, and David and Crenagh Elliott from Canada, for their enthusiastic support at this important event, as they are foundation members of the newly-formed WFRS Heritage Rose Committee. 📖



Photographed at the opening of the Rose Repository:  
from left to right: Annie Ruston, David Ruston, and Gerald Meylan.



---

## Recent news from Sakura, Japan

*by Yuki Mikanagi, Japan*

---

As was introduced in the latest issue of *World Rose News*, the WFRS newsletter, we are very happy to host the 12<sup>th</sup> International Heritage Rose Conference in Sakura city, Japan, from May 28<sup>th</sup> to June 3<sup>rd</sup>, 2011. The city is located 40 km (25 miles) east of Tokyo, near Narita International Airport, and its rose garden was opened in the municipal woods on April 29th, 2006.

For the last three years we have bent our efforts to make a unique rose garden reflecting the Japanese sense of beauty, and harmonizing with the surrounding landscape. Now the bush roses there have fully grown and give a lot of blooms, and climbers cover nearly 80% of the high arches and pillars in the garden. The garden itself has also been expanded to 13,000 square metres (3.2 acres), and two new sections, named "Santa Maria Valley" and "Dream of India", are currently under construction.

Some of the 1,100 varieties in our collection are roses which have been grown for centuries in private gardens in different Asian countries, and have been imported directly from there. Though many of them are anonymous, they are too fascinating to be neglected.

I would like to give an example, a rose from Laos. Mr. Katsuhiko Maebara, the Director of our garden, and Prof. Yoshihiro Ueda in Gifu International Academy of Horticulture, made a field trip to a plateau area of southern Laos in March, 2002. They found a Tea rose in the garden of a farmer of the Mong people. The rose hedge was about 2.5m high, and its flowers had a close affinity to **Hume's Blush Tea-scented China**.

The conference in 2011 will be a great opportunity for rose enthusiasts in Japan to exchange ideas and information with friends from overseas. We are looking forward to welcoming many heritage rose lovers to Sakura, and discussing roses with them, particularly those mysterious Asian roses in our garden. 📖



---

## *Rosa mandonii* Rose de Madère

by Miguel Albuquerque, Madeira

---

### L'Archipel de Madère

L'archipel de Madère est situé dans l'Océan Atlantique, au sud-ouest du Portugal Continental.

L'île de Madère, la plus grande, avec 737km<sup>2</sup>, l'origine volcanique, présente une cordillère montagneuse centrale où se trouvent les points les plus hautes de l'île: le Pic Ruivo (1861m d'altitude) et le Pic do Areeiro (1810m d'Altitude).

Le relief de cette île est très accentué, avec des vallées profondes, de nombreux précipices et de hautes falaises. Le climat de Madère est influencé par les vents alizés de N et NE et par l'orographie. La température moyenne sur la côte sud, qui est de 18° C, varie cependant en fonction de l'altitude: en montant, elle baisse L'environ 1° C tout les 150m. Sur la côte sud les précipitations annuelles sont de 400 – 1000mm. Sur la côte nord elle sont de 1000 a 2000mm.

L'humidité atmosphérique relative peut atteindre 75% a 90%.

A Madère, il se forme des brouillards, généralement entre 400 et 1200m d'altitude où les précipitations sont élevées. C'est dans cette zone de condensation des brouillards que croit la «laurissilva», forêt l'aurifère de Madère.

### Laurissilva madérienne

La forêt indigène de Madère, Patrimoine Natural Mondial, depuis 1999, est une formation «lauriligneuse», avec des arbres et arbustes à feuillage persistant, aux feuilles planes, de nombreuses plantes épiphytes et grimpantes, qui poussent dans les conditions de précipitations élevées et d'humidité relative. (Au-Lessus de 85%) et de températures moyennes douces.

La forêt indigène de Madère, occupe une superficie L'environ 15.000 hectares et est considérée une relique du tertiaire car elle possède des espèces qui existaient dans les flores primitives du sud de Europe et de l'Afrique du Nord d' ou elles ont disparu en raison des changements climatiques. (les glaciations en Europe et le désertification au Sahara).

### Flore et végétation

La flore vasculaire (ptéridophytes et spermatophytes) de Madère (Archipels de Madère et des Sauvages) est exubérante et diversifiée. Elle est composée de 1226 espèces (Press & Short, 1994) comprenant des plantes indigènes et naturalisées. Parmi ces espèces, 123 (10%) sont endémiques de ces archipels, c'est-à-dire qu'elles croissent exclusivement dans ces îles et ne surgissent spontanément dans aucune autre région du monde.

### *Rosa Mandonii* Desegl.

Est dans la liste des plantes vasculaires endémiques de Madère.

Arbuste rare qui croit dans certains ravins de la laurissilva et dans d'autres lieux à des altitudes supérieures, entre 600 et 1600m d'altitude. Arbuste grimpant, pérenne, caducifolié. Rameaux nombreux, arqués, mesurant jusqu'à 4m ou plus de long, sans aiguillon ou munis de quelques aiguillons, jusqu'à 7mm, un peu arqués. Feuilles composées, à 5-7 folioles, elliptiques à orbiculaires, de 6.5-37 x 5-23mm, serrés, glabres; pétioles et nervures principales glabres, munis de petits aiguillons et de glandes. Fleurs réunies par 3, formant des corymbes terminaux de 9-12 fleurs ; pétales blancs de 1.3-3.3 x 1.2-2.5cm. Fruits un peu ovoïdes à su globuleux, de 1.3-2.5 x 0.8-1.8cm, rouges à maturité. Période de floraison: Mai, Juin, Juillet et Août. 📖



### Biographie:

Jardim, R., & Francisco, D. (2000). *Flore Endémique de Madère*. Lda : Muchia Publicacoes.



---

## Old roses in Natal

*by Fay Clayton, South Africa*

---

I live in the Midlands of Kwa Zulu Natal, about 20km inland from Pietermaritzburg, and roses do very well here. Of course, we have black spot and powdery mildew like everyone else, and balling of flowers in our hot humid summers, but on the whole the roses thrive. I have been collecting old roses for about 20 years now and have established a nice collection, many of which come from old homesteads and farms in the area.

The first rose to flower is usually **Beauty of Glazenwood**, which grows up a tree and tumbles down, and also through a hedge on the road verge. I have roses all along the road as a security fence, which is much prettier than concrete walls or razor wire.

Close on the heels of **Beauty of Glazenwood** comes **Souvenir de Madame Leonie Viennot**, which hangs over the front gate from the hedge, mingled with **Goldfinch**, which blooms when Leonie's first flush is over. On the other side of the entrance, on the fence along the road, we have **Albertine**, **Rosa roxburghii Plena**, and **Archimedes**, together with a very dark red, single small-flowered climber with a white eye, which I nicked as a cutting from somewhere in Stellenbosch many years ago – I would never find it again! The red climber is very early, as is **Archimedes**, and like so many of the Teas, it doesn't know when to stop flowering. **Albertine** comes into its own towards the middle of October into November.

The first roses are usually in flower towards the end of September, and then the rush starts. **François Juranville** soon bursts into bloom, with its lovely apple scent, and is on the same fence as **Russeliana** and **Étoile de Lyon**, and a little later on this same fence we have **New Dawn**, **Félicité Perpétue**, and **Lamarque**. The last has long since considered the fence too humble, and has climbed right up to the top of a large auracaria (Monkey Puzzle) tree, from where it cascades down in bursts of flowers – I call it my Christmas tree! **Félicité Perpétue** has decided not to be left behind here, and is now chasing **Lamarque** up the tree, so when they flower together it should look very pretty.

Next to this particular fence there is an 'Old Rose & English Rose Garden' – more of a collection really than a planned garden – and at the bottom of this is a rose which my husband and I found near Cedara, the agricultural college nearby, so we call it the "**Cedara Rose**". It is, I think, **Great Western**, but like many of my roses, it has not been positively identified. I find identification quite tricky; you can stand with the book in one hand and the rose bush right in front of you, and having made a decision, you then turn the pages and find another six which look as though they could be the rose in front of you as well. Anyway, this rose blooms on long, arching canes for about six weeks, and is a

lovely deep red, reflexing as it gets older and going a lovely purplish shade. **Souvenir de la Malmaison** is a slave to powdery mildew, but it is so lovely, I have to keep it – the scent is like talcum powder, and, when it has a good bloom, it is stunning. **Fritz Nobis** is here too, and gives a marvellous display in the early spring. **Madame Isaac Pereire** is determined to take over the whole area, so she will need a lot of attention this winter, however, those fat, pink, fragrant flowers are in a class of their own. There is also **Rosa roxburghii normalis** here, which I hope will flower this year. It was grown from seed and I have not come across it in South Africa before.

Amongst my personal favourites are **Général Gallieni** and another non-stop bloomer we found at an abandoned farmhouse, in what is now Golden Gate Highland Park. I tried to identify it and even sent cuttings to Peter Beales in the U.K. but with no definite success. I think it may be **Général Schablikine**, but who knows? Anyway, it is a most rewarding rose. After sending several cuttings to Peter Beales I have had definite identifications on **Captain W R Smith** and **Madame Lombard**. Quite close by are **Cramoisi Supérieur** and **Fabvier**: it took me ages to decide whether they were really two different roses or not – it was really with the help of Lynn Keppler that we finally made the decision.



Souvenir de Madame Leonie Viennot  
photographed by Jocelen Janon, New Zealand



## 2007 & 2008 Recipients of *The Zoë Gilbert Merit Award*

*compiled by Di Durston, Australia*

The Zoë Gilbert Merit Award is awarded by the Federation of Rose Societies of South Africa to honour notable rosarians. In 2007 Dr Gwen Fagan received the award for her enthusiastic, painstaking research; in 2008 Sheenagh was the recipient.

The following article, written by Leonore Van Der Walt of the Cape Town *Tygerburger* newspaper, appeared on 16 January 2008. It was kindly forwarded by John Coleman-Doscas of Western Australia, who received a copy of the article from his daughter.

One of this country's rose divas, Dr Gwen Fagan, was awarded the Zoë Gilbert Award for her amazing research on historic rose varieties. She received the award at a function of the Western Cape Rose Society, recently held at the Durbanville Rose Garden.

In gracefully accepting the award, Dr Fagan, this well-known rose expert – who is married to well-known architect Gawie Fagan – proceeded to entertain distinguished guests with amusing anecdotes from her past and how her love for roses was born.

The Western Cape Rose Society nominated Fagan to the Federation of Rose Societies of South Africa (ROSA) for the award. ROSA accepted the nomination and described Fagan's research in glowing terms:

"The Federation of Rose Societies of South Africa wishes to pay tribute to you for your outstanding contribution to the rose and this federation. It was your enthusiastic and painstaking work in researching, collecting; and identifying historic rose varieties, which were growing on farms, wine estates, homesteads and grave yards in the Western Cape that lead to the repopularisation of these almost forgotten roses and the establishing of the Heritage Rose Society of South Africa. Through your beautiful and erudite book *Roses at the Cape of Good Hope* and lecturing on the subject worldwide, you were instrumental in positive publicity for South Africa in many countries. By being responsible for re-establishing gardens and parks open to the public with these old rose types and varieties, you have advanced tourist attractions and ensured that these roses remain available for posterity."

Other rose dignitaries who have received the award include Ludwig Taschner, Duncan Henderson, Esther Geldenhuys, Dick Lindner and Des Wright.

The 2008 recipient of the Zoë Gilbert Merit Award, Sheenagh Harris, was fortunate enough to know Zoë Gilbert well. As a young newly-wed in the 1960's Sheenagh attended her lectures at the Horticultural Society meetings in the City Hall and often went to her rose pruning demonstrations in her garden. Zoë had a real collector's garden and Sheenagh remembers on one occasion somebody asking Zoë to prune a particular rose in her garden and she had to admit it had already been done: Zoë pruned very lightly!!! Zoë was an

absolute fund of knowledge and wrote some excellent gardening books.

The Zoë Gilbert Merit Award was awarded to Sheenagh Harris at the National Convention in Bloemfontein, *Rose Celebrations*, in October 2008, with the following citation:

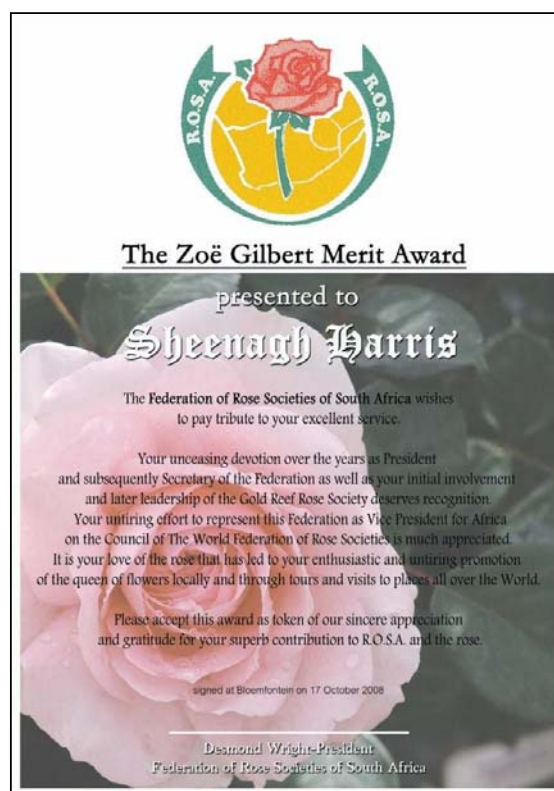
The Federation of Rose Societies of South Africa wishes to pay tribute to your excellent service.

Your unceasing devotion over the year as President and subsequently Secretary of the Federation as well as your initial involvement and later leadership of the Gold Reef Rose Society deserves recognition. Your untiring effort to represent this Federation as Vice President for Africa on the Council of The World Federation of Rose Societies is much appreciated.

It is your love of the rose that has led to your enthusiastic and untiring promotion of the queen of flowers locally and through tours and visits to places all over the World.

Please accept this award as token of our sincere appreciation and gratitude for your superb contribution to ROSA and the rose.

On returning to Australia Sheenagh Harris learned that she was to receive the Presidents Award, and has also been nominated for the World President of the WFRS this year.





---

## San Jose Heritage Rose Garden

*by Jill Perry, USA*

---

When the City of San Jose was planning the Guadalupe River Parks and Gardens (GRP&G), a group of Heritage Rose lovers in the South Bay Heritage Rose Group planned the Heritage Rose Garden as a part of it. The plan was to show and preserve roses of all periods in rose history. Budwood was imported from many gardens in the US and Europe. Cemeteries around California were also searched for old roses, and found roses make up about 15 % of our varieties.

You can't spend very long in the garden without having planes flying overhead just before landing. The location of GRP&G is just south of the runway for San Jose's Mineta International Airport. There used to be a housing development here, but when the airport expanded, the houses were torn down. In digging to plant roses, we often come across remnants of the housing tract – bits of pavement or concrete, or pieces of brick or metal.

The garden comprises six sections laid out in a circle. The first rings by the center of the circle contain our Minis and Polyanthas. Behind these two rows, the six sections each contain different types of roses. The first section (O) has Species roses, Hybrid Species such as Eglantines and Spinossissimas, and OGRs – Albas, Gallicas, Centifolias, Damasks and Mosses. The next section (P) contains classes influenced by the Chinese imports – Bourbons, Portlands, Hybrid Perpetuals, and Hybrid Rugosas. Next come the Tea and China roses in Section K: I would like to collect every Tea rose in existence. Section L contains Hybrid Polyanthas and older Floribundas in the front part, and older Hybrid

Teas and Pernetianas in the back part. More recent Floribundas and modern Hybrid Teas are in Section M. Shrub roses are in Section N – Lambertianas, Hybrid Musks, and Austins, among others. Adjacent to the pathways in the garden, the end rose in each row is a climber, and most of our Noisettes are found along these row ends. Some of the bush Noisettes are at the back of section K. There are also a few Hybrid Giganteas there as well. There are not enough locations for all the great Ramblers and large Climbers, and the airport will not allow us to build large structures for them, so an arrangement was made with Santa Clara University for us to cover a half mile of fence there with climbing and rambling roses – about 250 of them.

The garden was planted in January, 1995. In the years since, we have learned much about growing these roses. First, we have come to realize that the initial spacing was often too close: many roses were much more vigorous than expected, and crowded out the adjacent plants. We've had to designate a large number of locations as 'Not Available'.

Another realization is that planting a young rose out among the mature plants led to high losses of new plants. A nursery was added to grow out young plants till they are big enough to survive in the garden.

The most serious problem we've had took a long time to figure out. Roses started dying at a high rate: several hundred a year. We had no idea if the symptoms we were seeing were caused by a disease, by contaminated pruners spreading disease, bad soil, fungi, poor soils,





wrong fertilizer, or the use of reclaimed water. This led to a lot of discussion, thoughts of experimenting in different parts of the garden with fungicide, more fertilizer, and so forth, but it was finally decided to get some good soil testing done before doing anything else. Brian Debasitis stepped in as a volunteer at this point, and discovered that our soil had a lot of nitrogen, but lacked the soil fungi needed to make it available to the rose roots. Brian inoculated our compost and mulch with fungi from rotting mulch nearby. We also plant new roses with mycorrhizae sprinkled on their roots. Aerated compost tea was sprayed on the roses. Sunflowers were also planted so their taproot could help break up compacted soil and improve drainage in some areas. The results have been good: fewer plants dying, most new plants surviving, and spring bloom being overwhelming again. Last year's soil tests

showed noticeable improvement in soil life, including fewer bacteria, more fungi and protozoans, and even some worms, but there is still a long way to go.

I can't complete an article on the Heritage Rose Garden without mentioning the volunteers. This garden is entirely maintained by volunteers – all 3,500+ roses of more than 2,500 varieties have been planted and are pruned and weeded by volunteers. There is a small group that comes out every Wednesday and/or Saturday morning, weather permitting. In addition, we often get groups of volunteers from the various companies located in the San Jose area. Without volunteers, the Heritage Rose Garden would not be able to exist – even the Garden Director and the Curator (me) are volunteers. 📖

---

## *Poppylands*, home of Wendy Langton

*by Sue Zwar, Australia*

---

A necessary part of any Tasmanian rose garden trip would have to be a visit to Wendy Langton's delightful cottage garden nestled on a corner block in the northern Tasmanian town of Latrobe. I have been an interested reader of Wendy's Northern Tasmanian notes in the [Australian] Journal over the past couple of years, and I really appreciated finally meeting this charming and hospitable woman with a vast knowledge of garden plants.

*Poppylands* is a delightful deep blue weatherboard cottage, set close to the road with roses intertwining with shrubs and spilling over the wooden paling fence running along the length of the side road – roses such as *Rosa multiflora*, *Dupontii*, *Francois Juranville*, and *Albertine*. Irises encroaching onto the footpath blend in with their canopy.

The back yard is large and is crammed full with plants, beds divided by narrow paved pathways. There is not enough space left to waste on lawned areas! Despite this massed planting, the garden – and Wendy – coped admirably with the 90+ enthusiastic mainland Australian rosarians who descended upon it. There was also room for a display of old rose specimens, a watercolour exhibition, light refreshments, and a group of Tasmanian heritage rose folk.

Archways leading towards the back garden housed such favourites as *Lady Hillingdon*, *Leontine Gervais*, and *Reve d'Or*, while *Adelaide d'Orleans* and *Albertine* successfully hid the neighbour's Besser-block garage. Nearby was Wendy's garden shed with two *Laburnum* trees in full flower forming an archway over it.

The highlight of the garden, for me, was the old Hill's Hoist (rotary clothes line) with *Veilchenblau*, *Violette*, *Amethyste*, and *Rose Marie Viaud*, all shades of purple, growing on each corner. Underneath was a profusion of lovely old Mosses such as *James Veitch*,

and *William Lobb*, Damasks such as *Quatre Saisons* and Portlands such as *Rose de Rescht* and *Jacques Cartier* all combining to perfection with old fashioned perennials – dianthus, aquilegias, lupins and species geraniums. What a picture!

A division in the garden was made with *Rosa brunonii* and *Lamarque* cascading down out of a tree underplanted with a small white garden of daisies, erigeron, white watsonias, lychnis, *Iceberg* and *Madame Plantier*. Nearby, the beautiful thornless Boursalt, *Amadis*, was twining its way up a pear tree with *Rhapsody in Blue* at its feet. What a stunning combination! I feel it's a shame that the Boursalts are such an underused class of roses with their beautiful pink flowers, attractive thornless foliage, and magnificent autumn tonings.

Beyond this division was a new extension, a "dry garden" dramatically different in style and colouring. A circular design of pebbles led to perennial plantings in vibrant oranges and pinks with geums, Californian and oriental poppies being softened with purple sage, bronze fennel, an attractive smoke bush and grasses. Here a narrow grassed pathway led to the tidiest compost pile I've ever seen. Here also species roses were planted, *Highdownensis*, a seedling from *Rosa moyesii*, *Rosa woodsii fendleri* and the *Chestnut rose*, *Rosa roxburghii plena*.

As I wended my way out of this beautiful garden I discovered the grassed rectangular area on the northern side of the house with perennial borders softening a variety of shrub roses, many of them Austins. How well the Austins do in Tasmania, with their abundance of flowers having an extra rich colour and their foliage so healthy and glossy. And what a fascinating collection of plants in *Poppylands* combined in such a tasteful way to make a magnificent total picture. 📖

## Maurice Lévêque de Vilmorin's forgotten roses.

by Jocelen Janon, New Zealand

At the end of the 19<sup>th</sup> century and beginning of the 20<sup>th</sup> century, a group of people around Jules Gravereaux and the Soci te Nationale d'Horticulture de France (the French Horticultural Society), were collecting and breeding roses. At this time the members were trying to cross the relatively new roses coming from China, Japan, and America with the old European roses. If the work of Jules Gravereaux on *Rosa rugosa*, with the aim of creating a better rose for the perfume industry, is relatively well known, this is not the case of Auguste Louis Maurice L v que de Vilmorin, then President of the Society.

Vilmorin was born the 26<sup>th</sup> February 1849 at Verrieres-le-Buisson, not far from Paris. He was the descendant of a family with a long horticultural history.

The family history began in 1743, when Claude



Maurice L v que de Vilmorin

Geoffroy *Ma trese Graini re* (Seed Mistress) of the King opens a shop, the *Coq de la Bonne Foy*, on the Megisserie quay in Paris. She married Pierre d'Andrieux (or Andrieux), botanist of the King Louis XV. Their daughter, Adelaide, married a Vilmorin. Together they took over the shop and named it *Vilmorin-Andrieux*, later renamed it *Vilmorin-Andrieux et Cie*. The shop is still at the same place today.

In 1862, Vilmorin received, on his father's death, part of the Des Barres domain. He created a new park around the castle and systematically collected shrubs from all around the world. For twenty years Vilmorin was part of a vast network of plant collectors, in particular with the French missionaries in China: Armand David, Paul Farges etc.

Jean Marie Delavay sent seeds of *Rosa sericea pteracantha* (syn. *Rosa omeiensis pteracantha*, the 'Winged Rose') to Les Barres where it grew for the first time in France. The collection was described in detail in a catalogue listing more than five thousands varieties, the *Fruticetum Vilmorinianum* of 1904.

### *Rosa vilmorinii* Bean

Around 1905 William Jackson Bean (1863-1947), orchids specialist and curator of the Kew gardens for 46 years, described a rose created by Vilmorin and named it after him. This rose, a cross between *Rosa roxburghii* and *Rosa rugosa*, is still growing today in L'Hay les-Roses. Unfortunately for Vilmorin his rose was forgotten.

Then a rose was "discovered as a volunteer plant at the Strasbourg Botanical Institute." This rose was named

*Rosa x Micrugosa 'Henkel'*<sup>1</sup>, widely available as *Micrugosa*. There is a possibility that this rose is no other than *Rosa vilmorinii* Bean.



*Rosa vilmorinii* Bean. (*Rosa roxburghii* and *Rosa rugosa*), De Vilmorin, before 1905.

### Vilmorin, a precursor.

Maurice de Vilmorin probably enjoyed breeding with new and unusual species, like the *Rosa rugosa x Duc d'Edimbourg*<sup>2</sup> still in cultivation in de L'Hay les-Roses. Another Hybrid Rugosa named *Margheritae* (*Rosa rugosa x Rosa lucida*), for which we have no information, is also found in L'Hay les-Roses.



*Rosa rugosa x Duc d'Edimbourg*, De Vilmorin, 1907



*Margheritae*, De Vilmorin – Date unknown



Vilmorin was also very interested in *Rosa foliolosa*.

### *Rosa foliolosa*

Between 1836 and 1841, while working for the Academy of Natural Sciences in Philadelphia, Thomas Nuttall contributed to the *Flora of North America* by Asa Gray and John Torrey. Nuttall described the **White Prairie Rose** (syn. the **Leafy Rose**), which will become *Rosa foliolosa* Nutt. Ex. Torr. and Gray.

Found in central and north-central Texas, Arkansas, and Kansas, *Rosa foliolosa* has 'stems less than a foot high, from a creeping rootstock. Flower very fragrant.'<sup>3</sup> It grows along roads and fences, flowers white, sometimes tinged with pink. It has ferny foliage and is almost without a prickle ("thornless").

More recently (1999) *Rosa foliolosa* (syn. *Rosa ignota* Shinnery, 1958) has been described as follows<sup>4</sup>:

*Rosa foliolosa* Nutt. ex Torr. & A. Gray, (full of leaves, profusely-leaved), WHITE PRAIRIE ROSE, LEAFY ROSE. Dwarf, rhizomatous shrub to 05 m tall; prickles few, very small, slender, straight or nearly so; leaflets glabrous or pubescent on veins beneath, 7 - 11; stipules glandular-ciliate; flowers usually solitary, short-pedicelled, ca. 4 cm across; petals white or rarely light pink. Prairies and open thickets or roadsides, calcareous clay or less often sandy soils; Blackland Prairie w to Grand Prairie; mainly nc TX s to Edwards Plateau. Mid-May-early Jul. [R. *ignota* Shinnery]

*Rosa foliolosa* had been used in Vilmorin's breeding experimentations. Before 1912 "M. Maurice de Vilmorin obtained, with *R. rugosa*, an interesting hybrid, very 'remontant'."<sup>5</sup> Maurice de Vilmorin described *Rosa foliolosa* "with bright rosy-white flowers".

This was more than 50 years before Percy Wright's works on *Rosa foliolosa*; 75 years before the introduction of **Ann Endt** by Ken Nobbs, and Dr Robert E. Basye's **Basye's Purple Rose** (*Rosa foliolosa* x *Rosa rugosa* Rubra – 1980).



*Rosa foliolosa* Nutt.

Unfortunately, Vilmorin's hybrid seems extinct, unless **Ann Endt** proves to be its re-incarnation.

In 1971, Percy H. Wright says<sup>6</sup>:

The "Fernleaf" rose (as I will call it now) has flowers with a tone of true pink, not rose-pink, but rich pink with no blue tones which delight the eye.

It is interesting to note that *Rosa foliolosa* in the wild is white, whereas in commerce and literature it has a bright pink colour. Only Peter Beales and Graham Thomas mention a white form. It seems preferable to consider the white form of *Rosa foliolosa* the type and the pink form as the variation.

### Notes

1. Krüssmann, G. (1978): Handbuch der Laubgehölze, vol. III, Berlin, Hamburg: Parey
2. This is 'Duke of Edinburgh' a hybrid perpetual by William Paul (1868).
3. Engelmann, G., Gray, A. (1845). *Plantae Lindheimerianae*. Boston: Freeman and Bolles.
4. Diggs, G. M., B. L. Lipscomb, R. J. O'Kennon. (1999). *Shinnery and Mahler's Illustrated Flora of North Central Texas*. Austin: BRIT.
5. I kept the term "remontant" rather than translate it in "perpetual" which I find inaccurate. [JJ]
6. Wright P. (1971). *Rosa foliolosa* for Canadian Gardens. *The American Rose*.

### Credits:

- Historical documents from *Les plus belles roses au début du XXe siècle*, Société Nationale d'Horticulture de France, 1912.
- Photo of **Margheritae**, copyright © 2005, Etienne Bourret.
- Other photos copyright © 2006, Jocelen Janon; text © Jocelen Janon



*Rosa foliolosa* x *Rosa rugosa*,  
De Vilmorin, before 1912.

# The Memorial Roses of the Dunedin Northern Cemetery

by Fran Rawling & Fiona Hyland, New Zealand

For our Millennium Project Heritage Roses Otago (HRO) planted *Rosa moyesii*, *Complicata*, *Jacques Cartier*, and *Martin Frobisher* roses in front of New Zealand's most photographed building, the Dunedin Railway Station. It is a planting that continues to impress tourists and locals alike.

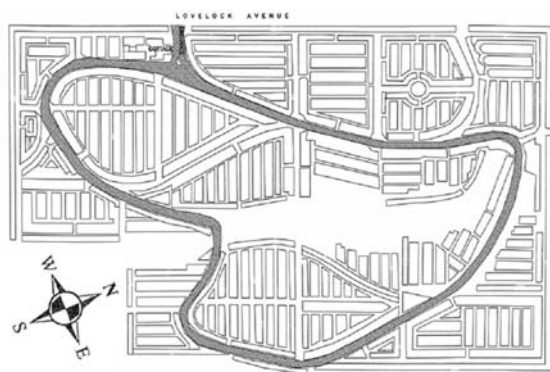
Flushed with the success of this Millennium planting, HRO began to cast about for a new project, and mention of old roses spotted growing in Dunedin's Northern Cemetery quickly lead to our greatest conservation and planting project, which many of you will have visited during the course of the 10<sup>th</sup> International Heritage Rose Conference held in Dunedin in December 2005.

Dunedin was established in Victorian times, with grand dreams and architecture financed by the Otago Gold Rush. The lavish Victorian garden cemetery layout recommended by John Claudius Loudon in his 1843 *On the Laying Out of Cemeteries* was adopted for each of Dunedin's first three planned cemeteries:

Cemeteries should be conspicuous from a distance because their buildings and tombs would make them as 'ornament' to the surrounding country, and an 'impressive monument of our mortality'.

A general cemetery, properly laid out, ornamented with tombs, planted with trees, shrubs, and herbaceous plants, all named, and the whole properly kept, might become a school of instruction in architecture, sculpture, landscape gardening, arboriculture, botany, and those important points of general gardening, neatness, order, and high keeping.

The Northern Cemetery was established on 20 acres of native forest in the Town Belt in 1872, with 15 acres devoted to grave plots and five acres for landscaping, driveways, and paths. The site lies on a gentle south-facing slope overlooking the magnificent Otago Harbour, and shares a boundary with the internationally acclaimed Dunedin Botanic Garden. Nearly 18,000 people were buried in the Cemetery before the Cemetery was judged full and closed. The growth of the city has not enclosed the Northern Cemetery, and its relative isolation has somewhat protected it from vandalism.



The layout of the Dunedin Northern Cemetery.

In late 2000 HRO members met with the Dunedin City Council to propose a planting project that would contribute to the beautification of Dunedin and meet the goals of Heritage Roses New Zealand. An agreement was drawn up with the Dunedin City Council to allow HRO to conserve the existing roses, and to add and care for further roses up to a total of 1,000, while establishing and keeping accurate records of all roses in the cemetery. Soil preparation, planting, and documentation began in 2001.

Currently there are 1,001 heritage roses from families that thrive in a temperate climate are cared for in the Northern Cemetery. Additional roses were chosen that were in existence, or have the character of roses that were in existence, at much the same time as the Cemetery was active. Significant collections of Albas, Bourbons, Centifolias, Chinas, Damasks, Portlands, Gallicas, Mosses, Pimpinellifolias, Rugosas, Hybrid Musks, and Species roses have now been established. Gradually the gigantic wilding roses such as the prolific *Rosa longicuspis* (*mulliganii*), *Rosa canina* and *Rosa eglanteria* are being culled and replaced.

Through regular working bees on the first Monday of the month, supplemented by three annual Sunday working bees, HRO members prune, fertilise (ironically, with blood and bone, and occasionally Nitrophoska), weed, mulch, and generally care for this collection. None of the roses receive water other than when it rains, on average 812mm annually, and no sprays are used on the roses.

Increasingly members have been called upon to lead guided tours. This has required us to become familiar with not only roses, but with the history of the Cemetery, memorial planting practises, the Cemetery 'residents', and the symbolism displayed on the headstones.



Mary Ann Harris' Double Cream Pimpinellifolia



Introducing the public to the delights of old rose fragrance and hips and to the idea that roses need not be 'high maintenance' is very rewarding. The income earned from these tours is becoming significant, and is being channelled towards permanent labels for our most significant roses.

Our most important goal is to conserve the roses planted by family members, some of which are well over a century old. Over a hundred of these "Memorial Roses" have been identified. Many were found in a very sorry state, having being neglected, sprayed with herbicide or razed by over-eager ignorant do-gooders and subsequently ravaged by rabbits and opossums. Of these fates, neglect is by far the least harmful to a rose. Through being tagged and cared for, most of the Memorial Roses are now thriving, and all but a few have been identified. The identification task has been aided to a very great extent by the additional planting of heritage roses within the Cemetery. The advantage of being able to pick blooms and foliage from a rose grown in the same location and soil as an unknown Memorial Rose for comparative purposes cannot be overstated.

Typically memorial roses were planted at the head of the plot, and often in pairs either side of the headstone, or where the headstone would eventually be. It was quite a common practise to wait until a senior member of the family died before erecting a headstone.

A special feature of the Dunedin Northern Cemetery are the roses that cascade down from evergreen trees. In Great Britain, where the majority of our early settlers came from, there only five native evergreen tree species, and these, most notably yew, have been associated with ideas of regeneration and resurrection, and hence with burial grounds, from ancient times. This association was brought with them from their land of only five native evergreen tree species, and practised here in our evergreen country. The most popular evergreens planted in the Northern cemetery were holly, particularly variegated varieties, yew, buxus, cypress, viburnum, and New Zealand native species. In many instances trees and roses were planted together, and both have survived, although we know of one case in which the rose has outlasted the tree.


As with any collection of Memorial Roses, we have a good number of what are probably rootstock remnants: **Indica Major**, found only on Class 1 plots, **de la Grifferaie**, and some of our huge **Rosa caninas**. While these roses have gained their place in the Cemetery but underhand (underrose?) means, and we will never know the identity of the chosen Memorial rose grafted onto them, we are nevertheless quite attached to the arching sprays of **Indica Major** and the petal carpets they create from early spring.

We keep two sets of rose records: a complete mapped list of roses which we sell as *The Roses of the Dunedin Northern Cemetery*, and a set of conservation plans for each Memorial Rose.

Included on the conservation plan are details of the 'inhabitants' of the plot on which the rose was planted. Consideration of the Memorial Roses in conjunction

with the burial records has lead to the following insights: a white rose, while considered to be most suitable for a young child or unmarried woman, can be found planted on the grave of any individual, reminding us that while black is the primary colour of mourning, white is the second colour of mourning. The favoured white Memorial Roses in the Northern Cemetery is **Félicité Perpétue**, often in a paired with yew or holly. **Madame Plantier**, known colonially throughout New Zealand as "the Brides Rose", **Alba Maxima**, a double Cream **pimpinellifolia**, the **White Lady Bank's** rose, and **Blanc Double de Coubert** were also planted as Memorial Roses.

In contrast, strongly coloured Memorial roses: **William Lobb**, the **Bishop**, and **Tuscany**, have been found only on the graves of men. Of these **William Lobb** was by far the most popular rose, and again is often found planted with yew or holly.



Richard Gage's **William Lobb**

Other memorial roses include several instance of **Old Blush**, and single examples of **Comte de Chambord**, **Lady Hillingdon**, **Mrs W.H.Cutbush**, **Anaïs Segales**, and **Souvenir de la Malmaison**.

Our greatest mystery rose in the Cemetery is a repeat flowering dark pink rose with China or Bourbon ancestry we call the "James Daly rose" after the first example found in the cemetery. There are three examples of this Memorial Rose in the Northern Cemetery, arguing for it having once enjoyed great popularity. In each instance this rose was planted on the grave of a man, and teamed with evergreens – a yew, a viburnum, and a now extant yew or holly. While this rose has attained the great height of 4-5m in the yew tree, this is perhaps the result of long

cultivation rather than an indication of climbing genes, as unsupported this rose makes a large healthy and spectacular bush. The gentlemen for whom this rose was planted entered the cemetery in 1880, 1886, and 1886/1888 (father and son). We were at one time struck with the idea that this rose might be the elusive **American Beauty** rose, and are currently sourcing this rose to plant within the cemetery for comparison purposes.

Another mystery rose in the Northern Cemetery is a very shy flowerer, only sporting two or three blooms a year in early summer. This red rose shares a cypress tree (and bloom size) with a vigorous Memorial **Félicité Perpétue**, and encouraging one rose while discouraging the other and trying to maintain the health of an aging tree is quite tricky.



Mystery Memorial Rose #2


If you have *any* ideas as to the identity of either of these two roses, we'd be delighted to hear from you.

While the total number of roses we care for in the Dunedin Northern Cemetery is relatively static, their impact continues to increase, as the bushes themselves reach a mature size and increasing numbers of Dunedin residents and tourists experience the peaceful ambience of a rose filled Victorian Garden Cemetery. The Cemetery has progressed away from a neglected backwater to an obviously well-cared for [place], and is now less prone to vandalism. In recent years we have noticed also a great increase in family activity in the Cemetery. Descendants are increasingly establishing plantings on graves, or approaching us to do so on their behalf. These later rose plantings are registered on our "Memorial Roses" list to acknowledge the special nature of these roses, which include **Alister Stella Gray**, **Anniversary**, **Cécile Brunner** and **Cécile Brunner White**, **Frühlingsgold**, **Golden Wings**, **Jeanne d'Arc**, **Maigold**, **Marie Pavie**, **Mary Rose**, **Peace**, **Perle d'Or**, **Stanwell Perpetual**, **Tuscany Superb**, **Mutabilis**, **Charles de Mills**, **Wedding Day** (not a choice we would have made or recommended), and *Rosa foetidas persiana* and *bicolor*. Several miniature roses have made a brief appearance in the Cemetery, but quickly succumb to disease, rabbits, and their own less than robust nature.

While the days of the Victorian Garden Cemetery may be over, their renaissance is well underway. Our roses have made the Northern Cemetery a more beautiful and more accessible (less scary) space. 📖



Mystery Memorial Rose #1





# The Making of a Heritage Rose Garden in the hill station of Ooty, in South India

by Girija and Viru Viraraghavan, India.

In the hill station of Ooty (the full name is Uthagamandalam, and it was called Ootacamund by the British) in the Nilgiri Mountains (named 'The Blue Mountains' by the British) of south India, there is a very big rose garden, called the Centenary Rose Park, to commemorate the centenary of the Botanic Garden, established in 1897. Both the Botanic Garden and the Centenary Rose Park are owned by the Government of Tamil Nadu State. Ooty is at an elevation of 7,500 feet (2,286m) and has a tropical mountain climate with mild frosts in winter.

The Centenary Park is spread over 6 hectares, and has 30,000 roses, representing 3,000 varieties. However, no heritage roses or species roses had been planted. The terrain is a steep slope, and long rose beds have been created along the contours, with curving concrete steps leading from one set of beds down to the next set on a lower level. There are altogether five such terraces, and on each terrace there are very large rose beds.

Ever since the establishment of this massive garden, Viru and I have been urging the 'powers that be' that they *must* plant species and heritage roses, and not limit themselves to just modern roses. Our request fell on deaf ears till 2006, when we invited Helga Brichet to come see the garden in order to see whether she felt it should be recommended for a WFRS 'Garden of Excellence Award'. Helga also recommended setting aside an area for old roses, and we kept pushing for it. Finally, after repeated letters and discussions, the Government agreed to the proposal. I think what decided them was our saying that we would donate all of the plants required for such a garden.

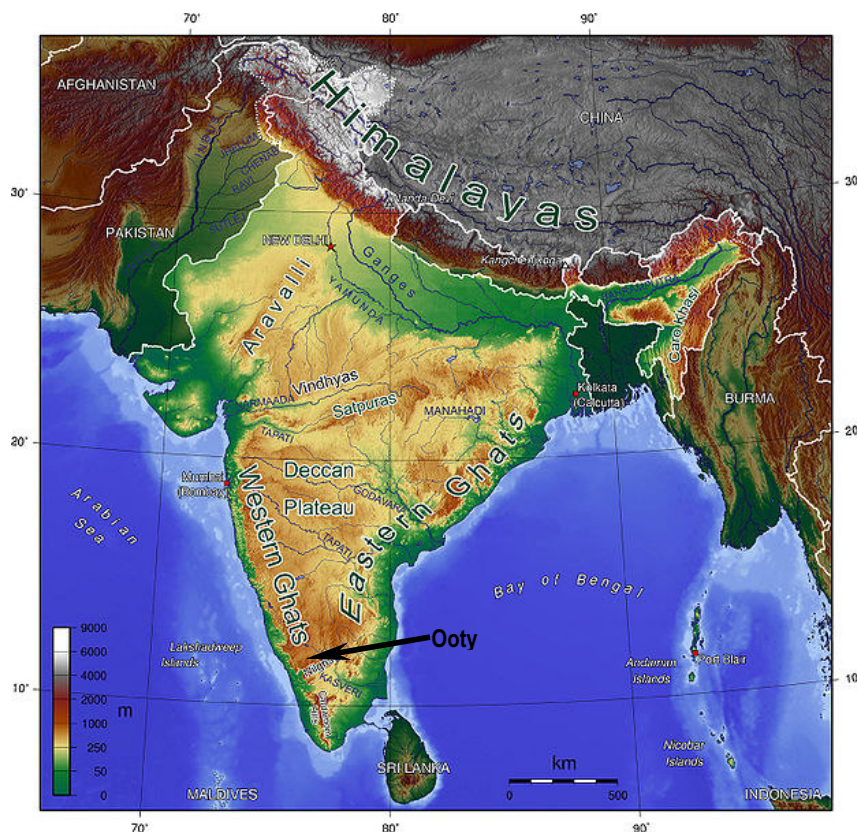
In April this year we visited the garden, to 'case the joint' as they say in criminal parlance(!) and earmarked two areas for the new gardens – one for species roses, and one for OGRs. We drew a detailed landscape plan, with all the structures – fences, pergolas, arches, and pillars etc. that would be required. The park authorities are awaiting funds to start ordering for these structures.

In the meanwhile we have been working like beavers propagating plants of all the

species and heritage roses we have in our own garden. Sadly, in India no-one and no nursery grows either species or OGRs. Oh to be in Australia (where we could have requested budwood/plants from David Ruston), Europe, or USA. We have a fair collection but nowhere near complete – indeed, whole classifications are missing. But the important thing is to make a start, and that we have done.

We have planted some species already – *Rosas gigantea* and *clinophylla* naturally(!) but also *bracteata*, *longicuspis*, *roxburghii* (*plena* and *normalis*), *laevigata*, *cooperi*, *rugosa*, *sempervirens prostrata*, *chinensis spontanea*, *multiflora watsoniana*, *wichurana*, *banksia lutea*, and *lutescens* among others.

It will be a long term project, and we certainly could do with the help of Maebara's industrious volunteers. We have learnt patience in dealing with officious types of the Government who know nothing about roses, and still less about heritage roses, and who only know how to delay and prevaricate. We go through the painful process of teaching about OGRs to the park managers, only to find on our next visit (Ooty is 7 hours drive away from home) that the person has been shifted and someone new, who knows even less, has the post. Now you know why we are becoming rapidly bald!!!



---

## David Rustons' 2009 Worldwide Plebiscite of the Ten Best Tea Roses

*by David Ruston and Di Durston, Australia, illustrated by Jocelen Janon, NZ*

---

Tea Scented Roses have become wonderfully popular again, and with this in mind we needed to know which of them perform well in all locations. Primarily, a warm climate is required to grow them successfully and as they crave a little heat in winter, they cannot tolerate frost as it may cut them to the ground. For myself, I found that the most interesting aspect of the study was that the roses chosen in the top ten are those very roses that are readily available commercially across the world. Many other Tea Scented Roses were also included in the plebiscite but given less importance of rank by those who participated with their votes. This has been a most enjoyable exercise for David Ruston and has added a further dimension to the Tea Scented Rose Collection found growing in the gardens of Ruston Roses at Renmark, South Australia. David proudly declares that 2009 is the year of the Tea Scented Rose, and for myself I could not wish for anything better than a huge bunch of the lovely soft apricot roses of **Lady Hillingdon** and **Anna Olivier**.

With the Tea Rose Top Ten selections we received some very interesting comments and have included some of them here for your enjoyment. **Marie Van Houtte** has been included, as it was almost in the top ten, with many fans that sing its praises.

We would like to take this opportunity to thank all who kindly gave their time to complete this plebiscite, the experience has been very rewarding and enjoyable.

### The World's favourite Tea Roses

Rank	Points	Rose	Breeder
1	196	Monsieur Tillier also grown as Archiduc Joseph	Bernaix, France, 1891
2	168	Comtesse de Labarthe syn. Duchesse de Brabant	Bernède, France, 1857
3	153	Lady Hillingdon	Lowe & Shawyer, UK, 1910
4	135	G. Nabonnand also grown as Jean Ducher	G. Nabonnand, France, 1888
5	101	Général Gallieni	G. Nabonnand, France, 1899
6	93	Sombreuil <sup>1</sup>	Introduced
7	77	Souvenir de Mme Léonie Viennot	Bernaix, France, 1897
8	75	Francis Dubreuil	- the rose available today is not the original bred by Dubreuil, France, 1894
9	73	Safrano	Beauregard, France, 1839
10	62	Anna Olivier	Ducher, France, 1872
11	56	Baronne Henriette Snoy	Bernaix, France, 1897
12	52	Mrs. B.R. Cant	B.R. Cant, UK, 1901
13	50	Mrs Dudley Cross	W. Paul, UK, 1907
14	44	Marie Van Houtte	Ducher, France, 1871
15	43	Maman Cochet	Scipion Cochet, France, 1892

<sup>1</sup> Sombreuil: this refers to the climbing rose said to be a founding and introduced in the United States in the 1940s; not the shrub rose Mlle de Sombreuil.



## **#1. Monsieur Tillier** **also known as Archiduc Joseph**



*Noelene Drage, Australia:* Very Prolific, continuous bearer: warm rich colour combinations. Strong big bush, very heat tolerant – a valuable rose

*Nancy Jordan, New Zealand:* Always a prolific flowering, strong grower.

*Maureen Ross, Australia:* One of the most consistently formed blooms of perfectly circular cupped blooms, which are regularly quilled to the centre. The changing colours in our Australian climate are from carmine-red, shaded brick-red with a violet haze, or sometimes shaded buff to the centre. Stunning.

*Jean Reid, Australia:* Flowers so well with its coppery pink shades and perfume. Always a favorite with the public.

*Miguel Albuquerque, Madiera:* Its bright colours catches everyone's attention, the way the petals often curl and form points and the colour's transformation along its period of bloom.

## **#2. Comtesse de Labarthe** **syn. Duchesse de Brabante**



*Walter Duncan, Australia:* We grow the pink and the white cultivars. The nodding cupped flowers in either pearly pink or soft white, tinged with the palest pink, are strongly tea scented. These plants need no pruning except for removal of dead wood. Comtesse de Labarthe produces its best exquisite flowers in early October when the weather is cool. If pruned in winter,

then the flowering will be later in spring and the flowers will not be as well formed. Grows to about 1.5 m high and wide.

*Billy West, Australia:* Healthy and vigorous, with lovely nodding, globular flowers and a shapely habit. Attractive, healthy foliage and continuous bloom make it an excellent garden shrub. Fragrant. No faults. The climbing sport is equally good.

*Hillary Merrifield, Australia:* So generous with its almost perpetual cascade of nodding shell-pink bells.

*Lynne Chapman, Australia:* Never without flowers in my garden, even in the hottest weather.

*Jocelen Janon, New Zealand:* She flowers in my peach tree and the contrast with the flowers is very beautiful. Also her beautiful cupped flowers are secretly used by the garden fairies, mostly at tea time.

## **#3. Lady Hillingdon**



*Sally Allison, New Zealand:* Unsurpassed in this colour, and fragrant as well

*Di Durston, Australia:* Has the most lovely, loosely double, apricot to old gold coloured blooms and deservedly popular since its introduction in 1910. Both wood and foliage are of remarkable beauty, very clean and disease resistant. The colour of the new wood and new shoots is purple. The scent is a fruity apricot.

*Kate and Peter Cox, Australia:* The only true yellow Tea rose, although it can fade to white in very hot weather; both the bush and the climber are well worth growing for the red flush in new foliage to contrast the yellow gold of the opening flowers.

*Miguel Albuquerque, Madiera:* The rich warm yellow and beautiful fragrance gives this flower an incredible beauty.

*Pat Toolan, Australia:* A survivor which withstood being moved when old with little root system. Flowers continuously on a healthy bush with nodding gold goblets.

#### #4. Général Galliéni



*Gwen Fagan, South Africa:* Every garden should have a Général Galliéni growing at the approach to the front door where passers-by or visitors can enjoy its spectacular red/orange blooms. I plant *Rosa Chinensis mutabilis* with it as both have the same yellow to maroon flowers and the heavy flowers of the General are very effectively offset against the delicate bunches of the smaller China roses, which can grow up to 4 meters tall. These two will never tire of producing new flowers and can be especially useful as end vistas to paths or to blot out unsightly views. I like to plant a *ceanothus* close behind them and Canterbury Bells at their feet, to offset the vibrant mass of colour with a softer contrasting blue.

*Hillary Merrifield, Australia:* The different combinations of strong unusual colours and rough-hewn flowers continually surprise me.

*Wendy Langton, Tasmania:* Resplendently complex, quartered and crowded with innumerable petals of cream and buff and coppery red and crimson which burst out of the constraints of the bud like fluttering tricorn plumes.

#### #5. G. Nabonnand also known as Jean Ducher



*Sally Allison, New Zealand:* Purity of this delightful rose is irresistible. With me will climb with encouragement or very happy as a bush.

*Billy West, Australia:* Exquisitely lovely form and colour. Rarely without a flower. Winter blooms are especially beautiful. Thornless stems. An excellent cut flower. Slow to establish but worth the wait. Can be troubled by mildew when plant is young. Warm fruity fragrance.

*Fay Clayton, South Africa:* This is definitely one of my all time favourite roses – I just love the loosely double flowers with their soft pinky apricot flowers – and of course repeat tendencies. This again was found in Eshowe, and for a long time we called it Martha because it is so thornless.

#### #9. Safrano



*Di Durston, Australia:* Flowers saffron to apricot in the bud stage then changing to pale buff with age. Very prolific and repeats quickly, is hardy and drought tolerant. Safrano is a very early tea 1839 and has remained popular since its introduction. Sets many hips.

*Jenny Jones, Australia:* High on my list. Magnificent when doubling occurs in spring and autumn. Lovely apricot to buff colour. Good healthy bush.



## #10. Anna Olivier



*Di Durston, Australia:* Shaded salmon with the petal base of terracotta and may also be buff. Very clean foliage and growing to a large bush. A distinct lovely variety, beautiful in a bowl. Flowers large, full and well made.

*Noelene Drage, Australia:* Few thorns; their colour enhances the terra-cotta of the mud brick used in my house

*Billy West, Australia:* Has wonderful foliage that makes a perfect foil for the beautiful blooms that come in shades from palest yellow to deep terracotta. Fragrant and healthy. Quick to repeat.

## #12. Mrs B.R. Cant



*Chris Butcher, Australia:* A lovely pink dense petalled flower and a plant that rewards with continuous flowers

*Lynne Chapman, Australia:* Pretty rose pink flowers, vigorous and very fragrant.

## Rosette Delizy



*Hillary Merrifield, Australia:* Flourishes in my warm garden where it produces wave after wave of red and yellow flowers.

*Sally Allison, New Zealand:* Charming, always in flower. Was not available in NZ but a chance discovery in an unexpected place, I grew it from a cutting.

## Devoniensis



*Maureen Ross, Australia:* Quite charming large fragrant flowers of creamy-apricot to blush pink, paling to ivory, open flat and ruffled. Although the bush is rather shorter than most Teas the climber is vigorous and a sheer delight when dribbling out of trees or over pergolas.

*Billy West Australia:* For its tenacity, its healthy foliage and the beauty and fragrance of its blooms. Flowers all year round. Shrub is slow to establish but very long lived. Like most Teas it just gets better with age. Climbing sport grows strongly and gets very large but produces those gorgeous flowers as continuously as the shrub

*Gillian Batchen, Australia:* I grow this rose as a shrub from a cutting from my husband's grandparents' grave in Rookwood Cemetery – so for sentimental reasons, and after a slow start it now flowers well for me though I'm told the climbing form does better.

## Marie van Houtte



*Gwen Fagan, South Africa:* I never cease to be astonished at the way rose plants thrive and blossom in the most neglected of situations. Marie Van Houtte caught my eye one day in a derelict garden in the small town of Riversdale. The shrub was about two meters high, overgrown with weeds, but with bright green leaves, and covered in flowers varying from cream to crimson, it made a brave show. I took a few slips which thrived, and were soon distributed to various heritage gardens. When well cared for and loved, these plants surpassed themselves, producing even in the cold Cape winters, masses of blooms right through the year. I plant it with Heliotrope, adding the cool blue to set off the warm colours and to blend two outstanding fragrances.

*Trevor Nottle, Australia:* Marie Van Houtte is the largest spreading Tea rose in my garden. No higher than 2m it is over 3m + wide in maturity. The dense twiggy growth, well clothed in pendant leaves is sun-proof despite its somewhat soft appearance. The production of flowers is prodigious. Each flower is soft creamy yellow with delicate pink shadings on the edges of the outermost petals, and can be borne individually or in clusters all over the shrub. Growing among the cut-leaf Afghan lilac and backed by *Viburnum juddii*, with intense root competition it thrives fully exposed to the western afternoon sun.

*Kathie Mills, Australia:* Free flowering on a tall sprawling bush, this rose possesses exquisite buds, cream but flushed with cherry which open yielding the most perfect flower. Opening cream the centre is lemon while the outside petals retain their cherry colour. This double flower has the sweetest tea fragrance of all.

## The final results from around the World

### Australia

– 71 varieties mentioned by 43 contributors

Rank	Points	Rose
1	198	Monsieur Tillier
2	164	Comtesse de Labarthe
3	135	Lady Hillingdon
4	112	Général Gallieni
5	90	G. Nabonnand syn. Jean Ducher
6	88	Devoniensis
7	85	Mrs.B.R.Cant
8	72	Rosette Delizy
9	63	Anna Olivier
10	51	Safrano

### Rosarians

The 43 Australian rosarians are listed in their State-by-State results – see pp XX-XX.

### France

– 40 Varieties mentioned by 7 contributors

Rank	Points	Rose
1	30	Sombreuil
2	19	G. Nabonnand
3	16	Souvenir de Mme Léonie Viennot Marie Van Houtte
4	15	Lady Hillingdon
5	14	Maman Cochet
6	13	Clg Paul Lédé
7	11	Noëlla Nabonnand
8=	10	Mme la Comtesse de Caserta Etoile de Lyon Mme Bravy Marie Ducher
9	9	Mme Caroline Testout
10	8	Maréchal Niel

### Rosarians

Lucie Deschandol, *Lyon*  
Fabien Ducher, *Châteauneuf*  
John Hook, *Aignan*  
Marielle Jourdan, *Isère*  
Odile Masquellier, *Lyon*  
Dominique Massad, *Marseille*  
Simone Rinaudo, *Sud France*



## Bermuda

– 19 varieties mentioned by 5 contributors

Rank	Points	Rose
1	38	Rosette Delizy
2	33	Mrs Dudley Cross
3	32	Comtesse de Labarthe
4	28	Papa Gontier
5	25	Mme Lambard
6	19	Safrano
7	16	Mrs B.R. Cant
8	14	Anna Olivier
9=	11	Monsieur Tillier Baronne Henriette Snoy
10	8	Mme Joseph Schwartz

### Rosarians

Liesbeth Cooper  
Sally Madden  
Betsey Mowbray  
Marijke Peterich  
Clare Russell

## Italy

– 40 Varieties mentioned by 6 contributors

Rank	Points	Rose
1	40	Monsieur Tillier
2	30	Clementina Carbonieri
3	24	Anna Olivier
4	23	Général Schablikine
5	19	Lady Hillingdon Safrano
6	18	Mme de Watteville
7	16	Mme Antoine Mari
8	16	Mme Emilie Charron
9	14	Lorraine Lee
10	13	Souvenir de Mme Léonie Viennot

### Rosarians

Helga Brichet, *Umbria*  
Maria Giulia Cimarrelli, *Giardino*  
Paola Lungaroni, *Orvieto*  
Dr Stefano Marzullo, *Rome*  
Dr Paolo Parigi, *Liguria*  
Dr Melissa Pejrano, *Genova*

## India

– 10 Varieties mentioned by 1 contributor

Rank	Points	Rose
1	10	Lady Hillingdon
2	9	Mrs B.R. Cant
3	8	Mme Falcot
4	7	Faith Whittlesey
5	6	Krishna's Peach
6	5	Garnet Crest
7	4	G. Nabonnand
8	3	Humes Blush (source: Gwen Fagan)
9	2	Clementina Carbonieri
10	1	Rosette Delizy

### Rosarian

Viru Viraraghavan, *Tamilnadu*

## Madiera

– 10 Varieties mentioned by 1 contributor

Rank	Points	Rose
1	10	Adam
2	9	Monsieur Tillier
3	8	Comtesse de Caserta
4	7	Général Schablikine
5	6	Belle Lyonnaise
6	5	Lady Hillingdon
7	4	Papa Gontier
8	3	Safrano
9	2	Clementina Carbonieri
10	1	Gloire de Dijon

### Rosarian

Miguel Albuquerque

## Japan

– 34 Varieties mentioned by 7 contributors

Rank	Points	Rose
1	33	Lady Hillingdon
2	30	Comtesse de Labarthe
3	28	The Bride
4	20	Monsieur Tillier
5	20	Mme Antoine Mari
6	13	Rival de Paestum
7	12	Francis Dubreuil
8	12	Tipsy Imperial Concubine
9	11	Safrano
10	10	Humes Blush Tea-Scented China

### Rosarians

Mrs Midori Goto, *Yamanashi*  
 Dr Yuki Mikanagi, *Chiba*  
 Mr Hironobu Mitomi, *Yamanashi*  
 Mrs Kazuko Nomura, *Chiba*  
 Mr Jiro Ogawa, *Shimane*  
 Mr Ken Osanai, *Osaka*  
 Mrs Ayako Takagi, *Tokyo*

## New Zealand

– 39 Varieties mentioned by 12 contributions

Rank	Points	Rose
1	77	Monsieur Tillier
2	74	G. Nabonnand
3	68	Général Gallieni
4	51	Comtesse de Labarthe
5	33	Lady Hillingdon
6	33	Francis Dubreuil
7	24	Anna Olivier
8	24	Sombreuil
9	21	Safrano
10=	19	Souvenir de Mme Léonie Viennot Baronne Henriette Snoy

### Rosarians

Sally Allison, *Christchurch*  
 Lloyd Chapman, *Otaki*  
 Patricia Dungan, *Auckland*,  
 Jill Henderson, *Auckland*,  
 Jocelen Janon, *Auckland*  
 Elysse Jones, *Whakatane*  
 Nancy Jordan, *Auckland*  
 Joanne Knight, *Katikati*  
 George Pratt, *Tasman Bay*  
 Taranaki, Hawkes' Bay, and Wellington Regions

## South Africa

– 27 Varieties mentioned by 5 contributors

Rank	Points	Rose
1	26	Maman Cochet
2	21	Général Gallieni
3	20	Comtesse de Labarthe
4	19	G. Nabonnand
5	18	Perle des Jardin
6	17	Marie Van Houtte
7	16	Archimedes
8	15	Homere
9	14	Humes Blush Tea-Scented China
10	13	Souvenir de Mme Léonie Viennot

### Rosarians

Fay Clayton, *Pietermaritzburg*  
 Gwen Fagan, *Cape Town*  
 Heather Leppan, *Somerset East*  
 Barbara Long, *Fort Beaufort*  
 Vernon Marais, *Grahamstown*

## U.S.A.

– 46 varieties mentioned by 8 contributors

Rank	Points	Rose
1	35	Comtesse de Labarthe
2	27	Mrs B.R. Cant
3	26	Baronne Henriette Snoy
4	26	Mme Joseph Schwartz
5	25	Lady Hillingdon
6	18	Monsieur Tillier
7	17	Mrs Dudley Cross
8	15	Maman Cochet
9	14	Angels Camp Tea
10=	12	Marie Van Houtte Général Gallieni Miss Caroline

### Rosarians

Claude Graves, *Texas*  
 Virginia Kean, *California*  
 Ruth Knopf, *Charleston*  
 Greg Lowery, *California*  
 Malcolm Manners, *Florida*  
 Jill Perry, *California*  
 Ron Robertson, *California*  
 Gene Waering, *Florida*



## Final Results - Australia

Rank	Points	Rose	Breeder
1	198	Monsieur Tillier also grown as Archiduc Joseph	Bernaix, France, 1891
2	164	Comtesse de Labarthe syn. Duchesse de Brabant	Bernède, France, 1857
3	135	Lady Hillingdon	Lowe & Shawyer, UK, 1910
4	112	Général Gallieni	G. Nabonnand, France, 1899
5	90	G. Nabonnand also grown as Jean Ducher	G. Nabonnand, France, 1888
6	88	Devoniensis	Foster, UK, 1838
7	85	Mrs B.R. Cant	B.R. Cant, UK, 1901
8	72	Rosette Delizy	P. Nabonnand, France, 1922
9	63	Anna Olivier	Ducher, France, 1872
10	51	Safrano	Beauregard, France, 1839
11	49	Souvenir de Mme Léonie Viennot	Bernaix, France, 1897
12	48	Marie Van Houtte	Ducher, France, 1871
13	14	Sombreuil <sup>1</sup>	Introduced

<sup>1</sup> Sombreuil: this refers to the climbing rose said to be a foundling and introduced in the United States in the 1940s; not the shrub rose Mlle de Sombreuil.

## The final results of the Australian States

### South Australia

– 47 varieties mentioned by 8 contributors

Rank	Points	Rose
1	49	Lady Hillingdon
2	39	Comtesse de Labarthe
3	35	Monsieur Tillier
4	32	Devoniensis
5	25	Mrs B.R. Cant
6	17	Rosette Delizy
7	14	Sombreuil
8=	13	Marie Van Houtte Safrano
9	12	Mme Antoine Mari
10	11	Mrs Herbert Stevens

### Rosarians

Christine Butcher, *Murray Bridge*  
Walter Duncan, *Clare*  
Margaret Furness, *Mount Barker*  
Trevor Nottle, *Stirling*  
Jean Reid, *Albert Park*  
Maureen Ross, *Willunga*  
David Ruston, *Renmark*  
Pat Toolan, *Angaston*

### Western Australia

– 30 varieties mentioned by 6 contributors

Rank	Points	Rose
1	37	G. Nabonnand
2	34	Anna Olivier
3	30	Monsieur Tillier
4	20	Général Gallieni
5	18	Lady Hillingdon
6	17	David's Dilemma
7	14	Mme Antoine Mari
8	14	Octavus Weld
9	11	Maman Cochet
10=	9	Safrano Comtesse de Labarthe

### Rosarians

Lynne Chapman, *Pinjarra*  
Noelene Drage, *Northampton*  
Di Durston, *Mt Nasura*  
Jenny Jones, *Como*  
Hillary Merrifield, *Rockingham*  
Billy West, *Wattle Grove*

### Victoria

– 31 varieties mentioned by 8 contributors

Rank	Points	Rose
1	54	Monsieur Tillier
2	41	Général Gallieni
3	30	Devoniensis
4	30	Comtesse de Labarthe
5	21	Marie Van Houtte
6	21	Souvenir de Mme Léonie Viennot
7	19	Lady Huntingfield (HT)
8	17	Général Schablikine
9	14	Lady Hillingdon
10	13	Rosette Delizy

### Rosarians

Sophie Adamson, *Frankston*  
Geoff Crowhurst, *Thornbury*  
Di Fickling, *Mt Waverley*  
Ailsa Hemphill, *Main Ridge*  
John Nieuwesteeg, *Coldstream*  
Elizabeth Pontifex, *Mornington*  
Shirley Yates, *Mt Martha*

### Queensland

– 40 varieties mentioned by 8 contributors

Rank	Points	Rose
1	44	Comtesse de Labarthe
2	42	Rosette Delizy
3	38	Mrs B.R. Cant
4	33	Monsieur Tillier
5	29	Anna Olivier
6	24	G. Nabonnand
7	21	Maman Cochet
8	15	Général Gallieni
9	14	Marie Van Houtte
10=	12	Safrano Mme Lambard Lady Hillingdon

### Rosarians

Barbara Beerling, *Alderley*  
Bonita Cattell, *Highfields*  
Julie Lack, *Southbrook*  
Robert Lassig, *Bundaberg*  
Penny McKinley, *Pittsworth*  
Jenny O'Brien-Lutton, *Annerley*  
Dr Michael Simpson, *Mountville*  
Ron Treloar, *Cooroy*

### New South Wales

– 36 varieties mentioned by 9 contributors

Rank	Points	Rose
1	30	Marie Van Houtte
2	29	Comtesse de Labarthe
3=	22	Mrs B.R. Cant Lady Hillingdon
4	21	Sombreuil
5	20	G. Nabonnand
6	19	Monsieur Tillier
7	18	Maman Cochet
8	16	Souvenir de Léonie Viennot
9	15	Général Gallieni
10	11	Mrs Dudley Cross

### Rosarians

Gillian Batchen, *Bayview*  
Steve Beck, *Fitzroy Falls*  
Peter Cox, *Mittagong*  
Kate Cox, *Mittagong*  
Heather Hastie, *Leura*  
Coleen Houston, *Hay*  
Sue Kingsford, *Fitzroy Falls*  
Barbara May, *Engadine*  
Kathie Mills, *Orange*

### Tasmania

– 23 varieties mentioned by 4 contributors

Rank	Points	Rose
1	27	Monsieur Tillier
2	26	Devoniensis
3	21	Général Gallieni
4	20	Lady Hillingdon
5	17	Safrano
6	13	Comtesse de Labarthe
7	12	Souvenir de Léonie Viennot
8	9	G. Nabonnand
9=	8	Papa Gontier Francis Dubreuil
10	7	Lorraine Lee

### Rosarians

Susan Irvine, *Deloraine*  
Wendy Langton, *Latrobe*  
Lilia Weatherly, *Austins Ferry*  
Diana Ward, *Kingston*